

## Issuer & Securities

### Issuer/ Manager

RAFFLES EDUCATION CORPORATION LIMITED

### Securities

RAFFLES EDUCATION CORP LTD - SG2C97968151 - NR7

### Stapled Security

No

## Announcement Details

### Announcement Title

Annual Reports and Related Documents

**ANNUAL REPORTS AND RELATED DOCUMENTS::**

15-Oct-2021 17:55:38

### Status

New

### Report Type

Annual Report

### Announcement Reference

SG211015OTHRJMVM

### Submitted By (Co./ Ind. Name)

Chew Hua Seng

### Designation

Chairman & CEO

### Effective Date and Time of the event

15/10/2021 18:00:00

### Description (Please provide a detailed description of the event in the box below - Refer to the Online help for the format)

Please refer to the following attachments:

1. Annual Report 2021
2. Notice of Annual General Meeting ("AGM")
3. Proxy Form
4. Circular to Shareholders on the Proposed Adoption of the Raffles Education Corporation Performance Share Plan (Year 2021)
5. Statement Pursuant to Section 164A of the Companies Act - Disclosure of Directors' Emoluments

## Additional Details

### Period Ended

30/06/2021

## Attachments



[1. RE - Annual Report 2021 - 15 Oct 2021.pdf](#)



[2. RE - S164A Companies Act - Disclosure on Directors Emoluments - Audit Report - 14 Oct 2021.pdf](#)



[3. RE - Notice of AGM - 30 Oct 2021.pdf](#)



[4. RE - AGM 30 Oct 2021 - Proxy Form - By way of electronic means.pdf](#)



[5. RE - AGM 30 Oct 2021 - Circular - Proposed Adoption Performance Share Plan 2021.pdf](#)

Total size = 5442K MB



ANNUAL  
REPORT  
2021

***DESIGN FOR TOMORROW  
AT RAFFLES,  
DESIGN NEVER STOPS***



## Contents

05	Vision and Mission
06	Letter to Shareholders
08	Company Highlights & Awards
10	Corporate Map
12	Financial Highlights
14	Financial Review
16	Board of Directors
20	Business Overview
21	Strategy
24	Raffles Wins
36	Raffles Student Speaks
45	Corporate Governance Statement
67	Financials







## Our Vision

Our vision is to be the premier education Group.

## Our Mission

We are committed to provide quality education and related services through our network of institutions.

## Our Values & Culture

We provide a learning environment that leads to successful careers through educational experiences that promote:

- Social responsibility
- Professional excellence for employability
- Analytical thinking for problem solving
- Creativity to encourage innovation
- Entrepreneurship

## Corporate Profile

RafflesEducation is a premier education Group.

Since establishing its first college in Singapore in 1990, RafflesEducation has grown to provide a full spectrum of education services through a vast network of 18 colleges and universities across 10 countries in Asia Pacific and Europe: Cambodia, India, Indonesia, Italy, Malaysia, Mongolia, Saudi Arabia, Singapore, Thailand and the People's Republic of China.

More than 18,784 students enrolled in RafflesEducation's programmes benefit from a quality education that provides graduates with a well-rounded hands-on experience that is relevant to the industry.

The Group through its Hong Kong Stock Exchange listed subsidiary, Oriental University City Holdings (H.K.) Ltd., leases education facilities to 12 vocational and technical colleges offering a wide variety of vocational and technical courses catering to a student population of 16,000.

## Letter To Shareholders

Dear Shareholders,

On behalf of the Board of Directors (the “Board”), I am pleased to present the Annual Report and Audited Accounts of Raffles Education Corporation Limited (the “Company”) and together with its subsidiaries (the “Group”) for the financial year ended 30 June 2021.

The Covid-19 pandemic is not only claiming lives but is subjecting the global social order and businesses to extraordinary stress rarely seen before. Continuing for a second year, it has affected the education sector significantly with uncertainty around travel and all aspects of business.

As a result, we have seen a major decline in the number of foreign students enrolled in some of our institutions, in particular our international schools in Johor, Malaysia and Bangkok, Thailand, owing largely to the travel restrictions imposed by various countries where our colleges and schools are located.

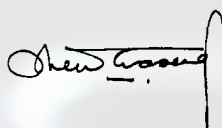
We have, however, attempted to mitigate the financial impact by focusing on improved enrolment of local students who have been unable to travel to institutions of learning abroad or have preferred to stay at home during this time. We have set in motion plans to seize this opportunity and have seen a healthy level of enrolments of local students over the last year in our colleges in the People’s Republic of China. We have also used digital technology to help students with e-learning to ensure that they have seamlessly continued with their education in these uncertain times.

We believe that going forward, maintaining a healthy balance between local and foreign student enrolments and incorporating technology-driven e-learning solutions will be key to strengthening the Company’s services to its students and financial performance.

We remain confident that we have the right management team, a resilient business model, and a decisive forward-looking strategy to weather these uncertain times and emerge stronger from the pandemic.

To conclude, I would like to thank the Board, all staff members and teachers for their continued unwavering dedication, professionalism, and their invaluable contributions to the Group throughout an incredibly challenging period.

Please stay safe and healthy.



**Mr Chew Hua Seng**  
Chairman and CEO





# COMPANY HIGHLIGHTS & AWARDS

**Founded**  
in Singapore in 1990



**Over 18,784**  
Student Enrolment Per Year

**Established Brand Name**  
and a Leader in Design Education



**Broad Presence**  
18 Colleges & Universities in  
16 Cities across 10 Countries

**Listed On SGX**  
January 24, 2002









# REGIONAL INSIGHT



18

Colleges/  
Universities

16

Cities

10

Countries

EUROPE

- Milan
- Nendaz

REGIONS

- ▣ K-12
- ▣▣ College
- ^ K-12
- ^^ University



## MIDDLE EAST

- Riyadh

## THE PEOPLE'S REPUBLIC OF CHINA

- Guangzhou
- Hefei Wanbo
- Hong Kong
- Shanghai
- Suzhou
- Tianjin

## INDIA

- Greater Noida \*
- Mumbai

## ASIA

- Bangkok □
- Bangkok □□
- Iskandar ^
- Iskandar ^^
- Jakarta
- Kuala Lumpur
- Phnom Penh
- Singapore
- Ulaanbaatar

## Financial Highlights

For the year ended 30 June (S\$'000)

2019 2020 2021

### Operating Results

Revenue	97,854	100,477	97,729
Profit/(loss)			
Adjusted EBITDA~	25,306	29,576	74,666
Operating	40,082	9,643	27,839
Before Tax	28,056	(7,370)	29,879
After Tax	41,107	(14,337)	16,664
Attributable to shareholders	40,213	(16,426)	16,386
Operating Cashflow	16,438	9,697	14,202
Earnings per Share (cents) - Basic	2.92	(1.19)	1.19
- Diluted	2.92	(1.19)	1.19
Shares used in calculating EPS (millions) - Basic	1,379	1,379	1,379
- Diluted	1,379	1,379	1,379

### Financial Position

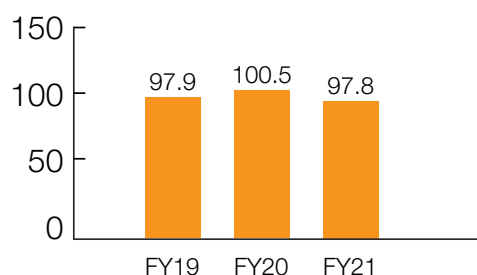
Issued Share Capital**	514,654	514,654	514,654
Shareholders Funds	634,805	617,811	671,380
Non-current Assets	1,162,614	1,036,406	1,165,138
Current Assets	79,224	137,383	217,192
Current Liabilities	194,268	234,326	413,625
Non-current Liabilities	351,512	257,881	185,188
Net Asset Value per Share (cents)	46.05	44.81	48.70

### Return On Shareholders Funds

Return on Equity (%)	6.3%	(2.7%)	2.4%
Net Profit/(Loss) Margin (%)	41.1%	(16.3%)	16.8%

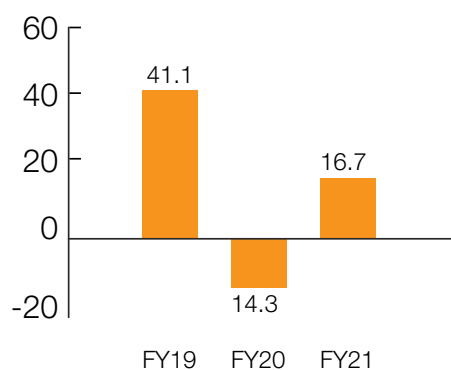
#### Revenue

S\$ millions



#### Net Profit/(Loss) After Tax

S\$ millions



Notes:

\*\* Net of treasury shares

~ Net fair value gain on investment properties and gain on disposal of investment properties were included in the adjusted EBITDA as the real estate investment and development segment is part of our core business.



For the year ended 30 June (S\$'000)	2020	2021	Change
--------------------------------------	------	------	--------

### Operating Results

Revenue	100,477	97,729	(2.7%)
Profit			
Adjusted EBITDA~	29,576	74,666	NM
Operating	9,643	28,239	NM
Before Tax	(7,370)	29,879	NM
After Tax	(14,337)	16,664	NM
Attributable to shareholders	(16,426)	16,386	NM
Operating Cashflow	9,697	14,202	46.5%
Earnings per Share (cents) - Basic	(1.19)	1.19	NM
- Diluted	(1.19)	1.19	NM
Shares used in calculating EPS (millions) - Basic	1,379	1,379	-
- Diluted	1,379	1,379	-

### Financial Position

Issued Share Capital**	514,654	514,654	0.0%
Shareholders Funds	617,811	671,380	8.7%
Non-current Assets	1,036,406	1,165,138	12.4%
Current Assets	137,383	217,192	58.1%
Current Liabilities	234,326	413,625	76.5%
Non-current Liabilities	257,881	185,188	(28.2%)
Net Asset Value per Share (cents)	44.81	48.70	8.7%

For the year ended 30 June

2020 2021

### Revenue Contribution by Regions

Asean	38.6%	32.79%
North Asia	55.1%	63.11%
Australasia	2.0%	0.0%
South Asia	1.0%	0.52%
Europe	3.3%	3.58%

Total	100%	100%
-------	------	------

### Revenue Contribution by Segments

(S\$'000)	2020	2021
Education	81,858	83,703
Education Facilities		
Rental Service	14,758	12,233
Corporate & Others	43	-
Real Estate Investment & Development	3,818	1,793

### Earnings Contribution by Segments

(S\$'000)	2020	2021
Education	(2,706)	24,682
Education Facilities		
Rental Service	8,917	12,725
Corporate & Others	(22,158)	(14,736)
Real Estate Investment & Development	1,610	(6,007)

Total	100,477	97,729	Total	(14,337)	16,664
-------	---------	--------	-------	----------	--------

Notes:

~ Net fair value gain on investment properties and gain on disposal of investment properties were included in the adjusted EBITDA as the real estate investment and development segment is part of our core business.

\*\* Net of treasury shares

NM Not meaningful

## FY2021 Financial Review

- (1) Group revenue decreased from \$100.5 million for FY2020 to \$97.8 million for FY2021 was mainly due to:
  - (a) Revenue from colleges in ASEAN operations decreased by \$6.8 million from \$38.8 million for FY2020 to \$32.0 million for FY2021 due to continued impact of the Covid-19 pandemic;
  - (b) Revenue from colleges in People's Republic of China increased by \$8.8 million from \$39.3 million for FY2020 to \$48.1 million for FY2021 due to higher enrollment.
  - (c) Revenue from the leasing of education facilities of Oriental University City Holdings (H.K.) Limited ("OUCHK") decreased by \$2.5 million from \$14.7 for FY2020 to \$12.2 million for FY2021.
- (2) Other operating income increased from \$7.9 million for FY2020 to \$36.0 million for FY2021 was mainly due to gain on disposal of non-current assets held for sale of \$28.4 million.
- (3) Depreciation and amortisation expense increased from \$15.9 million for FY2020 to \$18.2 million was mainly due to acquisition of fixed assets arising from the acquisition of Langfang Hezhong Real Estate Development Co., Ltd.
- (4) Finance costs increased from \$16.7 million for FY2020 to \$17.9 million was mainly due to higher interest expenses incurred by OUCHK for additional borrowings and default interest recognised by Raffles K12 Sdn Bhd and Raffles Iskandar Sdn Bhd.
- (5) Fair value gain on investment properties for FY2021 of \$13.8 million was mainly attributable to the revaluation of investment properties of OUCHK.
- (6) FY2021 Group net profit was \$16.7 million and net asset value per share was 48.7 cents.
- (7) Net cash from operating activities amounted to \$14.2 million. There is a net change of \$11.8 million from the net cash from operating activities of \$2.4 million stated in the unaudited results announcement due to reclassification of foreign exchange differences of \$11.8 million from effect of exchange rate changes on cash and cash equivalents to operating cashflow to better reflect the nature of these foreign exchange differences. The reclassification has no impact on the cash and cash equivalents at the end of FY2021 in the consolidated statement of cash flows of the Group.
- (8) Major contributors of cash inflows were:
  - (a) Proceeds from disposal of subsidiary of \$4.1 million;
  - (b) Proceeds from disposal of non-current assets held for sale of \$44.1 million;
  - (c) Return of capital from an associate of \$1.2 million;
  - (d) Loan from a director of \$4.9 million; and
  - (e) Drawdown of bank borrowings of \$73.5 million
- (9) Major contributors of cash outflows were:
  - (a) Additions of investment properties of \$1.7 million;
  - (b) Payments for property, plant and equipment of \$27.2 million;
  - (c) Purchase consideration paid for the acquisition of He Zhong of \$50.1 million;
  - (d) Additional fixed deposit pledged with a bank of \$25.2 million; and
  - (e) Repayment of borrowings of \$15.2 million.
- (10) The Group's cash position was \$29.5 million at the end of FY2021 (FY2020: \$8.2 million).

b like I breathe  
can't breathe  
I'm in trouble."

Karl Lagerfeld  
Fashion Designer







### **Mr Chew Hua Seng**

Chairman and CEO

Mr. Chew is the founder, controlling shareholder, Chairman and CEO of Raffles Education Corporation Limited (the “Company” or “REC”). Under his astute leadership, the Company has grown to become a premier private education provider, with 17 institutions of learning, including two universities, spread across 10 different countries. Mr. Chew founded the Company in 1990, and led it to be listed on the Stock Exchange of Singapore in 2002.

Mr. Chew is executive director and Chairman of Oriental University City Holdings (H.K.) Limited (“OUCHK”), a subsidiary company of REC, listed on the Growth Enterprise market of the Stock Exchange of Hong Kong. Mr. Chew’s role in OUCHK is primarily to oversee overall strategic planning and management of OUCHK group of companies.

On 21 October 2019, Mr. Chew was appointed as non-executive director and Chairman of Sitra Holdings (International) Limited, a company on the catalyst board of the Singapore Stock Exchange.

Mr. Chew has established the Chew Hua Seng Foundation (the “Foundation”) to further charitable causes, predominantly in education. Commissioned with the motto “Compassion through the Generations”, the Foundation’s mission is aligned with the Company’s overarching principle to provide the invaluable gift of education to all, with focus on supporting needy or poor students.



### **Mr Lim How Teck**

Lead Independent Non-Executive Director

Mr Lim How Teck is currently Chairman of Redwood International Pte. Ltd. (an investment & consultancy company). Mr Lim is also the Chairman of ARA LOGOS Logistics Trust, Heliconia Capital Management Pte. Ltd. and Aetius SEA Acquisition Corp Inc. He is also Board of Director on a number of listed and private companies.

Mr Lim has an in-depth knowledge of the shipping industry, having been with the NOL Group from 1979 to 2005 where he held various positions from Executive Director, Group CFO, Group COO and Group Deputy CEO.

Mr Lim has an extensive international qualifications and experience in business finance and accounting. Prior to joining NOL, he worked in Coopers & Lybrand (an international accounting firm) and Plessey Singapore (a multi-national trading and manufacturing company).

Mr Lim holds a Bachelor of Accountancy Degree from the University of Singapore. He is a Fellow of the Chartered Institute of Management Accountants of UK (FCMA), a Fellow of the Certified Public Accountants of Australia (FCPA Aust), a Fellow of the Institute of Certified Public Accountants of Singapore (FCPA ICPAS), and a Fellow of the Singapore Institute of Directors (FSID). He is a graduate of Harvard Graduate School of Business in Corporate Financial Management Course and Advanced Management Program in 1983 and 1989 respectively.

Mr Lim was awarded the Public Service Medal (PBM) National Day Award in 1999 and the Public Service Star (BBM) National Day Award in 2014.



**Mr Joseph He Jun**

Non-Independent Non-Executive Director

Mr Joseph HE Jun is the Head of the China Practice and a Partner in the Mergers & Acquisitions Practice at WongPartnership LLP. His main practice areas are corporate finance, equity capital markets, foreign investment, mergers and acquisitions and property development in the People's Republic of China.

Mr He presents and participates in panel discussions at regional and local conferences on PRC-related topics. He is a member of Business China. He is also a member of The Law Society of Singapore's Inquiry Panel and sits on the Advisory Committee for the China-Ready Programme for Singapore's Legal Industry organised by the Ministry of Law Singapore.

Mr He graduated with a Bachelor of Arts from Yunnan University (PRC) and obtained Master of Laws from both China University of Political Science and Law in Beijing and McGeorge School of Law, University of the Pacific (U.S.). He was also a Visiting Scholar at the School of Law, Columbia University (U.S.) from 1990 to 1991. He is admitted to the Bar of the People's Republic of China.



**Mr Ng Kwan Meng**

Independent Non-Executive Director

Mr. Ng Kwan Meng joined the Board of Raffles Education in February 2021. Mr. Ng is currently the Chairman of SP Group Treasury Pte Ltd and his other directorships at present include Tasek Jurong Limited, British and Malayan Trustees Limited, British and Malayan Holdings Limited and Singapore Power Limited. Mr. Ng is the Chairman of Taman Jurong Citizens' Consultative Committee.

Mr. Ng was previously the Managing Director and Head, Group Global Markets at United Overseas Bank Limited. He was also an Executive Director and CEO of UOB Bullion and Futures Ltd, Chairman of Aestiwood Pte Ltd and Director of Tuas Power Generation Pte Ltd as well as UOBF Schneider Trading Pte Ltd. He was a member of the Singapore Foreign Exchange Market Committee, the working group on Financial Industry Competency Standards and National Integration Working Group for the Community.

Mr. Ng holds a Bachelor of Social Science (Honours) degree from the National University of Singapore. Mr Ng was awarded the Public Service Medal (PBM) National Day Award in 2020.



**Mrs Ng Siew Mun**

Independent Non-Executive Director

Ms Lim Siew Mun (Mrs Ng Siew Mun) joined the Board of Raffles Education Corporation Limited on 1 July 2021. Mrs Ng is currently a member of charitable and religious organizations, a consultant and a mental health professional.

Mrs Ng held various senior positions in finance. She was CEO of Credit Suisse First Boston Southeast Asia, Director of Credit Suisse First Boston Asia and Head of Capital Markets of BNP Paribas. Mrs Ng was also CEO and Vice Chair of the Board of Olivant Asia, Director of Stonehage Asia, and Founder of Strategic Access Pte Ltd.

Mrs Ng holds a Bachelor of Business Administration from National University of Singapore, a Masters in Arts from Singapore Bible College and an Advanced Certificate in Trust Services from the Wealth Management Institute.

**Mr Liu Ying Chun**

Non-Independent Non-Executive Director

Mr. Liu Ying Chun (劉迎春) is the CEO of the Oriental University City Holding (H.K.) Limited (“OUCHK Group”) and an executive Director. He is also a member of OUCHK Group’s risk management committee of the Board (the “Risk Management Committee”). Mr. Liu joined OUCHK Group in June 2010 and was appointed as an executive Director on January 16, 2014. He is primarily responsible for managing the overall operations of OUCHK Group.

Mr. Liu has served as director of, namely (i) Langfang Education Consultancy, a subsidiary of the Company since December 2011; (ii) OUC Malaysia Sdn. Bhd. since May 2016; (iii) OUC (Italy) Pte Limited since October 2016 till August 20, 2021 (date of deregistration); (iv) Campus Residence S.r.l. since 2017 till January 27, 2021 (date of deregistration); (v) OUC (Indonesia) Pte, Ltd. since February 2020; (vi) PT OUC Jakarta Indo since February 2020; and (vii) PT OUC Thamrin Indo since February 2020, all are wholly-owned subsidiaries of OUCHK Group.

Mr. Liu also served as the chairman of Langfang Huaxi Construction Consultancy Company Limited (廊坊市華璽建設工程諮詢有限公司) from September 2000 to June 2010. He worked in the Langfang Audit Office (廊坊市審計局) as the vice-head, and as the head of Construction Centre Department from December 1991 to September 2000. Mr. Liu also worked in the Wenan County Audit Office (文安縣審計局) from July 1983 to November 1991.

Mr. Liu obtained an executive master of business administration degree from University of Science and Technology Beijing (北京科技大學) in January 2019 and a diploma in business economics from the Renmin University of China (中國人民大學) in June 1988. Mr. Liu is registered as a valuer with the China Appraisal Society (中國資產評估協會). He is a qualified auditor accredited by the National Audit Office of the PRC (中國審計署), and is also an engineer in the PRC.

Mr Liu has stepped down from the Board of Raffles Education and did not seek re-election at the conclusion of the Annual General Meeting held on 30 October 2020.

**Mdm Gan Hui Tin**

Independent Non-Executive Director

Mdm Gan Hui Tin joined BNP Paribas in June 2018 as the Managing Director/Advisor, Business Development, South-East Asia. She was with the Hong Leong Group, Malaysia from 1996 to 2016, and was the Country Head for the Group’s HL Bank, Singapore when she retired in 2016. Prior to joining the Hong Leong Group, Mdm Gan held senior positions in Chase Manhattan Bank NA and Bank Brussels Lambert. In total, Mdm Gan has 40 years of experience in the banking industry.

Mdm Gan is currently a private investment consultant and holds directorship in Elizur Pte. Ltd.

Mdm Gan graduated with a Bachelor’s degree in Business Administration from the University of Singapore. Mdm Gan Hui Tin joined BNP Paribas in June 2018 as the Managing Director/Advisor, Business Development, South-East Asia. She was with the Hong Leong Group, Malaysia from 1996 to 2016, and was the Country Head for the Group’s HL Bank, Singapore when she retired in 2016. Prior to joining the Hong Leong Group, Mdm Gan held senior positions in Chase Manhattan Bank NA and Bank Brussels Lambert. In total, Mdm Gan has 40 years of experience in the banking industry.

Mdm Gan is currently a private investment consultant and holds directorship in Elizur Pte. Ltd.

Mdm Gan graduated with a Bachelor’s degree in Business Administration from the University of Singapore.





**Mr Teo Cheng Lok John**  
Independent Non-Executive Director

Mr Teo Cheng Lok John joined the Board of Raffles Education in October 2008. He was a Founder and a Senior Partner of TeoFoongWongLCLoong and Baker Tilly TFWLCL. Mr Teo was in public accounting practice from 1981 to 2010.

Mr Teo qualified as a Chartered Accountant with the Institute of Chartered Accountants in England and Wales. He is a Fellow of the Institute of Chartered Accountants in England and Wales, Institute of Singapore Chartered Accountants, Institute of Certified Public Accountants in Australia and a member of the Chartered Management Institute, UK.

Mr Teo has stepped down from the Board of Raffles Education on 1 July 2021, as part of the Board's renewal and rejuvenation process.





## Business Overview

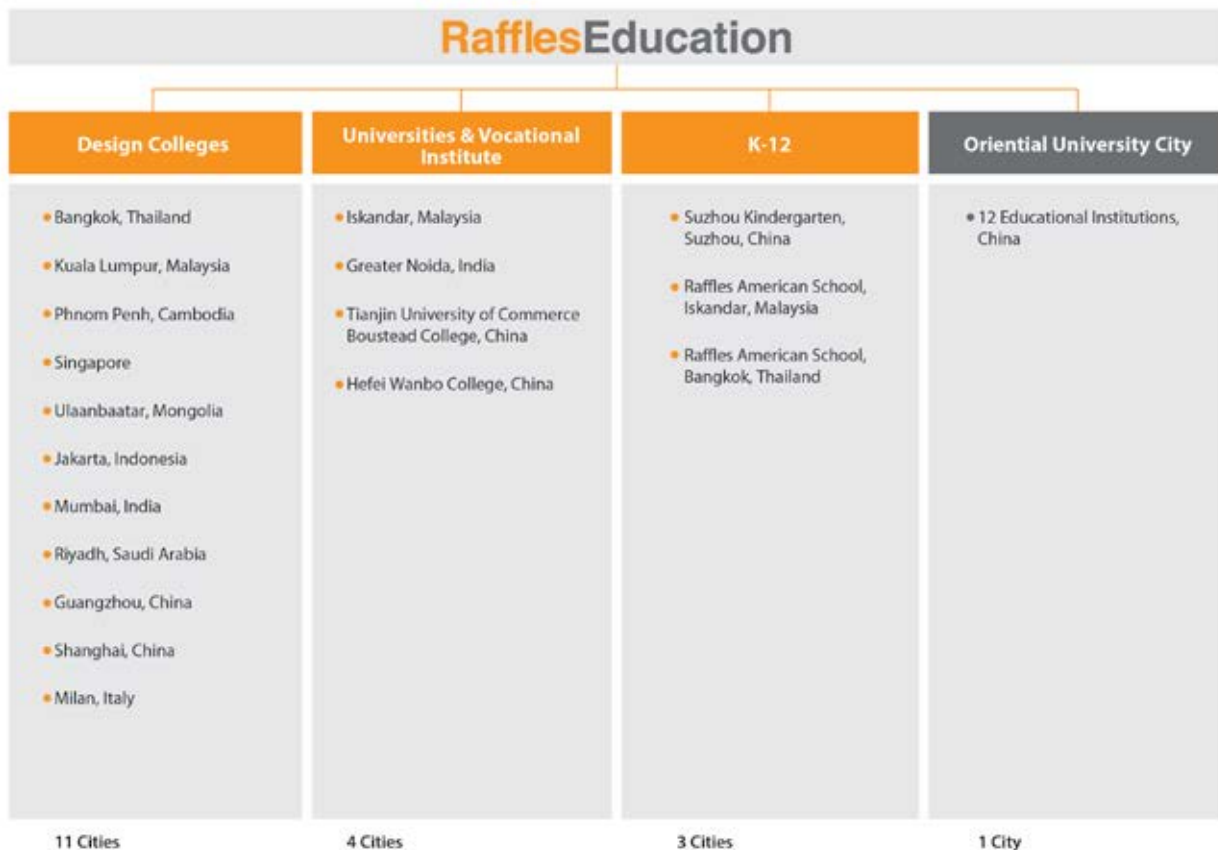
RafflesEducation is a premier education Group that is committed to providing quality education and education-related services through its network of institutions across Asia-Pacific and Europe.

Our strategic goal is to nurture and groom skilled professionals through the transfer of industry-relevant knowledge and technical know-how to succeed in the globalised economy. The Group strives to provide a well-balanced education that encourages creative and critical thinking, thus allowing students to realise their potential and aspirations, while enjoying the learning process at our colleges.

Since its founding in 1990, RafflesEducation has grown its portfolio from one college in Singapore to 18 colleges/universities in 16 cities across 10 countries.

Our colleges offer a comprehensive range of internationally recognised programmes leading to Diploma, Advanced Diploma, Degree and Masters qualifications. The diagram below illustrates the structure of RafflesEducation:

**“ RafflesEducation is Committed to  
Provide Quality Education and Education-Related Services  
Through its Network of Institutions. ”**



## Strategy

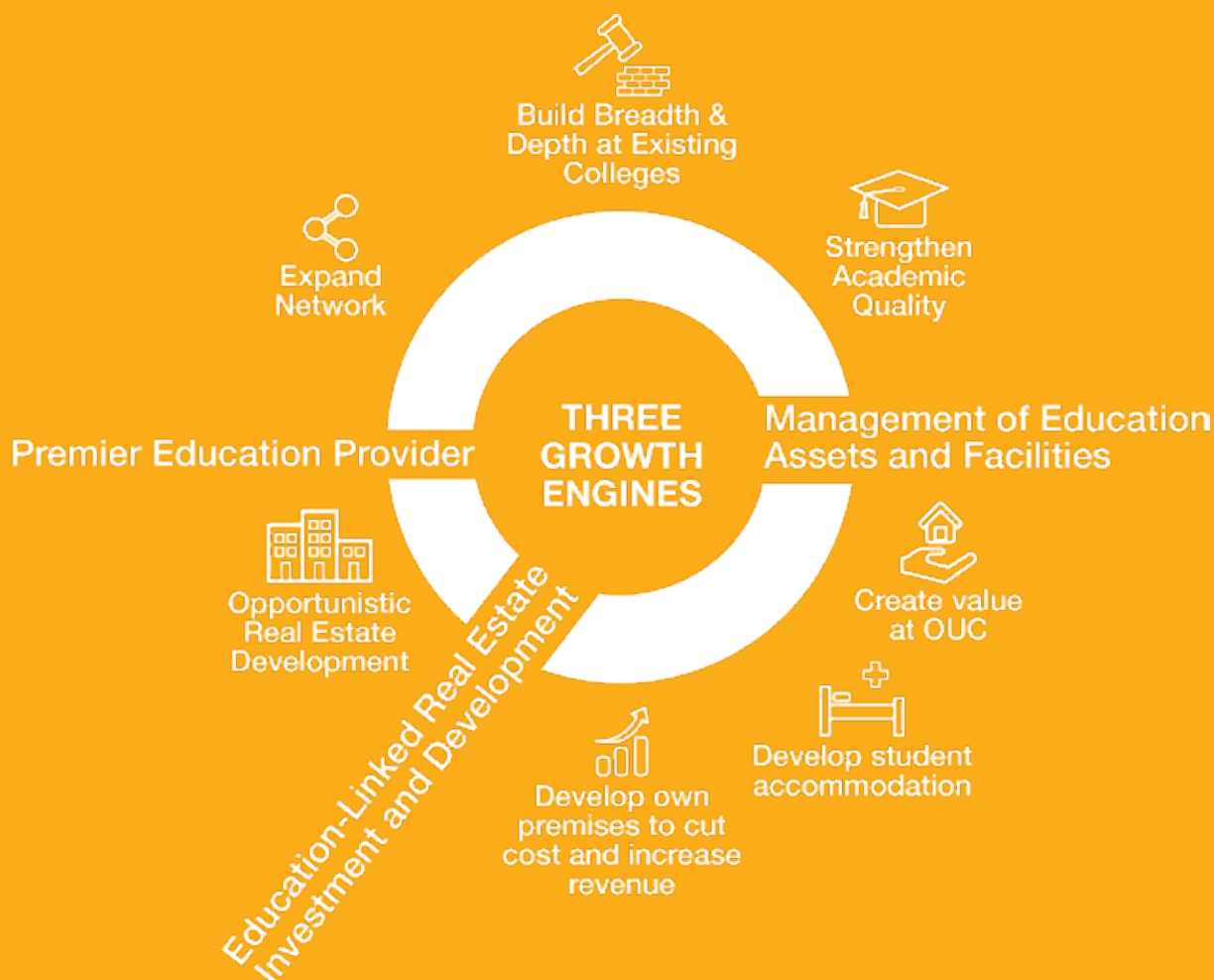
Our journey to success was a corporate journey crafted with great foresight and a well-designed roadmap.

The foundation of an excellent educational institution comprises a superior curriculum, an outstanding faculty and an intellectual environment. For years, these remained as the Group's core competencies.

RafflesEducation seeks sustainable growth that creates value for its stakeholders. The trusted Raffles brand name and its network of institutions support the Group's continued organic growth. The Group also owns valuable education assets across Asia-Pacific and Europe that can be realised for reinvestment into its education business.

Capitalising on its strong fundamentals, the Group will continue to build breadth and depth at its existing colleges, expand its network of institutions, grow its university group, create value at its university city and strengthen its academic quality.

***“ Our Strategies are Meant to Ensure Sustainability  
In Our Education Business. ”***







## Build Breadth and Depth of Existing Colleges

RafflesEducation enjoys a reputation as a provider of quality education that focuses on practical training and academic excellence. Therefore, the Group is relentless in implementing initiatives and efforts to fortify its education business.

Resources are invested to continually enhance and expand programme offerings to cater to a diverse community of students, as well as to attract and retain exceptional faculty. The Group also strives to deepen its ties with industry partners to better prepare students for the dynamic workplace and therefore increase their employability. Together, these efforts enable the Group to build breadth and depth of its existing colleges for greater growth.



## Expand Network of Institutions

One of the unique advantages of RafflesEducation is the opportunity for students to complete their studies in any institutions within the Raffles network. Given the Group's extensive global presence, students can receive international exposure to enrich their personal outlook and learning experience.

The expansion of Raffles Higher Education Group is significant, as it will eventually translate into a larger market share for RafflesEducation.





## Create Value at Oriental University City

The Group through its listed subsidiary in Hong Kong owns the Oriental University City (“OUC”) in Langfang, Hebei Province in The People’s Republic of China. Besides providing educational services to schools located in OUC, the Group also collects fee revenues by providing higher education on campus through new school establishments and partnerships.

The Group has systematically divested some of its non-core assets in the region, including some assets located in OUC for reinvestment into its growing education business.




## Strengthen Academic Quality

RafflesEducation places a strong emphasis on curriculum development that is relevant to industry trends and needs. The ultimate goal of an education with Raffles is to groom skilled professionals through the transfer of industry-relevant knowledge and technical know-how to succeed in the globalised economy.


Through RafflesEducation, the Group grows its intellectual property portfolio and strengthens its accreditations and academic credibility.

## LONDON GRADUATE FASHION WEEK 2019



**CHEN Jia Xuan**  
Raffles Fashion Designer

Featured Designer  
Chinese  
Raffles Guangzhou



**RUI Xue**  
Raffles Fashion Designer

Featured Designer  
Chinese  
Raffles Guangzhou



**QIN Jia**  
Raffles Fashion Designer

Featured Designer  
Chinese  
Raffles Guangzhou



**ZHAO Qiyan Sumu**  
Raffles Fashion Designer

Honorable Mention  
Chinese  
Raffles Shanghai

## IDA DESIGN AWARDS 2020





## MARRIOTT HOTEL - VANA BELLE RESORT (KOH SAMUI) UNIFORM DESIGN



**Nang Phyu Phorn**  
Raffles Fashion Designer

Winner  
Thai  
Raffles Bangkok



## BANGKOK DESIGN WEEK 2021 (A NEW INTERPRETATION OF THE FACE WEAR DESIGN COMPETITION)

**Suriya PREEYAVONGSAKUL**  
Raffles Fashion Designer

Winner  
Thai  
Raffles Bangkok

## COVENTRY UNIVERSITY GLOBAL CHALLENGE 2021



**ZHAO Xueer**  
Raffles Fashion Designer

Second Prize Winner  
Chinese  
Raffles Singapore

## SOPHIE HALLETTE SUSTAINABLE DESIGN CHALLENGE 2020



**Emily CONG Yu Tong**  
Raffles Fashion Designer

Featured Designer  
Chinese  
Raffles Singapore

**LU Jun Xin**  
Raffles Fashion Designer

Featured Designer  
Chinese  
Raffles Singapore



## RE.MIX FASHION DESIGN COMPETITION 2021



**Sukjumroen ONWAREE**  
Raffles Fashion Designer

Most Popular Award Winner  
Thai  
Raffles Singapore





## SAKURA COLLECTION FASHION DESIGN AWARD 2021



**Janneth Catherine AMARA**  
Raffles Fashion Designer

Top 10 Finalist  
Indonesian  
Raffles Singapore

## GRAND PRIX OF AKOYA PEARL JEWELLERY IN ISE SHIMA 2020



**Teresa Pavita MAHARANI**  
Raffles Jewellery Designer

First Prize Winner  
Indonesian  
Raffles Singapore



**Sarah Sophia Nano CAHYONO**  
Raffles Jewellery Designer

Second Prize Winner  
Indonesian  
Raffles Singapore



## RISIS X RAFFLES SINGAPORE COLLABORATION 2020



**Mifuyu FUKAI**  
Raffles Jewellery Designer

Winner  
Japanese  
Raffles Singapore



Congratulations to  
Raffles Jewellery Designer,  
Mifuyu FUKAI on her launch of the  
Midori Collection, now available at the  
RISIS Boutique at ION Orchard



## RAFFLES SINGAPORE X DESIGN ORCHARD COMPETITION WINDOW DISPLAY



### Raffles Designers

- AGARWAL Kushi
- IYER Ashwini Ganesh
- SEQUEIRA Thea Latitia
- Teresa Pavita MAHARANI
- Vinca Vanessa SHALIM
- Yuvan YOLANDA

Winning Team  
Raffles Singapore

## TOMMY HILFIGER “TOGETHER WE CREATE” TOTE BAG DESIGN CONTEST 2020



**Charis TEONG**  
Raffles Fashion Marketer

First Prize Winner  
Malaysian  
Raffles Singapore



**Evania JOCELIN**  
Raffles Fashion Marketer

Second Prize Winner  
Indonesian  
Raffles Singapore



TOMMY HILFIGER

**YIN Xinyi**  
Raffles Fashion Marketer

Third Prize Winner  
Chinese  
Raffles Singapore

## DECKERS REIMAGINE A CLASSIC COMPETITION



**Likka LIANG**  
Raffles Fashion Marketer

First Runner-Up  
Chinese  
Raffles Guangzhou



**Lucas LOPES Barcellos**  
Raffles Fashion Marketer

Winner  
Brazilian  
Raffles Guangzhou



## COLORAMA AWARD FOR SUSTAINABILITY



## DESIGN ASIA 2021



**NGUYEN Tran Cat Tuong**  
Raffles Product Designer

Top 20 Finalist  
Vietnamese  
Raffles Singapore



## BERLIN DESIGN AWARDS 2021 AND MELBOURNE DESIGN AWARDS 2021



**Gaby TENG**  
Raffles Interior Designer  
Chinese  
Raffles Guangzhou



Other collective awards include:

- New York Design Awards 2020
- Opal Award 2020, Platinum Winner
- IDA 2020, Gold Award Winner (Restaurants & Bars)



## WORLD LUXURY AWARD 2019



## ASIA PACIFIC PROPERTY AWARD 2021



## BUILD'S AWARD 2021



**Jules Nattha SOONTORNVINATE**  
Raffles Interior Designer  
Thai  
Raffles Bangkok



## DAIKIN YOUTH DESIGN COMPETITION 2020



**Clary AH Yi Ning**  
Raffles Interior Designer

Most Famous Award Winner  
Malaysian  
Raffles University

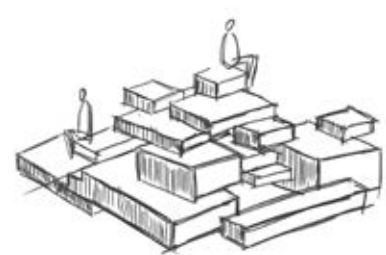


**LEE Sheau Wen**  
Raffles Interior Designer

Top 10 Finalist  
Malaysian  
Raffles University



## GOLDEN LOTUS INTERNATIONAL DESIGN COMPETITION 2020



**LIU Jingying (Amanda)**  
Raffles Interior Designer

2 Excellence Work Awards for  
Retail and Office Design Category

Chinese  
Raffles Shanghai



## GOLDEN LOTUS INTERNATIONAL DESIGN COMPETITION 2020



**Audria Akilah BASNAWI**  
Raffles Interior Designer

Excellence Award Winner for  
Day Care Centre Category

Indonesian  
Raffles Singapore



**Cherise DENISHA**  
Raffles Interior Designer

Excellence Award Winner for  
Residential Design Category

Indonesian  
Raffles Singapore

## YOUNG DESIGNER AWARD 2020



**Roy TAN Ziqi**  
Raffles Interior Designer

Winner  
Chinese  
Raffles Singapore





## INTERNATIONAL BUSINESS IDEA CHALLENGE (IBIC) 2020

Raffles Entrepreneurs,  
GOH Chin Peng, Jack TAN Jun Kai,  
CHEAH Min and Qi LIM Miao Leng

Best Pitching Award  
Malaysians  
Raffles University




## SAFETY STARTS WITH ME DESIGN COMPETITION 2021



Alanis HARJANTO  
Raffles Graphic Designer

Bronze Award for Poster Design  
Open Category

Indonesian  
Raffles Singapore



TRUONG That Tam  
Raffles Graphic Designer

Bronze Award for Poster Design  
Open Category

Vietnamese  
Raffles Singapore




## GUANGZHOU YANG CHENG TONG METRO CARD DESIGN



**Mavis Li Jia Xin**  
Raffles Multimedia Designer

Winner  
Chinese  
Raffles Guangzhou

## INTERNATIONAL BUSAN DESIGN AWARD (IBDA) 2021



**KAN Ren Wei**  
Raffles Creative New Media Designer

Winner for Idea in the Communication  
Design Category

Malaysian  
Raffles Kuala Lumpur

## INDIGO DESIGN AWARD 2021



**Muhammad Firas BIN AZHAR**  
Raffles Graphic Designer

1 Gold, 3 Silver & 1 Bronze Awards for  
Graphic Design, Design for Social Change  
and Branding Category

Singaporean  
Raffles Singapore



**Tiffinay GOUW**  
Raffles Graphic Designer

3 Gold Awards for Design for  
Social Change Category

Indonesian  
Raffles Singapore



**Esther ZHANG Mengjia**  
Chinese

Raffles Shanghai  
Fashion Design  
Class of 2021

I always have strange ideas which I don't know how to express with language, so I present them as clothes to share with others. When I first came here, I was like a piece of blank paper in terms of painting and design. After several years of study, I have gained greatly in my professional ability. Now I have set up my own fashion design studio – MENG.x

First of all, I am honoured to study in Raffles majoring in fashion design. I chose Raffles because I love design, and also I see on the Internet many excellent works from Raffles students.

The courses here are very rich, the handicraft courses are very interesting, the tutors are very experienced, and the courses with small class sizes are conducive to better mastering the learning content. The tutors have given us many opportunities to complete our homework together, which is very advantageous to both our education and future work.



**KANG Youja Olivia**  
Chinese

Raffles Shanghai  
Fashion Design  
Class of 2019

I discovered Raffles when I was searching for a short course related to fashion. I made my decision to sign up for Raffles because it provides a course with variety of subjects in order to gain broad education with practical knowledge.

The creative practitioners that inspired me the most were the photo shoot producer and the team during the Fashion Direction course. I learned from not only hands-on projects but also while creating the content of a fashion brand or magazine, when we had to direct, produce, stylize, and take photo shoots with the model.

Signing up for Raffles was by far the best decision I have ever made. Within 3 years, I've improved my design skills by gaining practical knowledge and experience rather than just theoretical. More so, all the courses are very resourceful and rich in content, and I still refer to the materials I got during the class, which is useful for my day to day work.



**NGUYEN Lam Anh**  
Vietnamese

Raffles Singapore  
Fashion Design  
Class of 2021

Studying here for three years has been an incredible journey for me. In Raffles, I learn not only the technical skills but also how to develop my creativity. I appreciate the harsh lessons that I learnt, the conversations, and the laughter we had with teachers and peers. There is no right or wrong answer to fashion; how I make fashion is my uniqueness.

Graduating from Raffles, I know I am more confident, and I am excited about heading to my next chapter in life.





**Nguyen LE Huong  
Giang**

Vietnamese

Raffles Singapore  
Fashion Design  
Class of 2021

Studying at Raffles has given me many experiences. The past three years has been a time for me to learn and develop myself. Here I learned everything from ideation to product creation and marketing as well.

Thanks to the dedication and enthusiasm of the lecturers, I have accumulated a lot of knowledge and skills to confidently take the next step after graduation.



**Novia ISNAINI**

Indonesian

Raffles Singapore  
Fashion Design  
Class of 2021

I am glad to be part of Raffles Singapore. I have been taught about so many things from design, production, to marketing. I learned the A-Z that new-designers should know to be ready to face the fashion industry.

All the lectures are well experienced and professional. I feel honoured and lucky to have had the opportunity to study here.



**ZHAO Qiyan**

Chinese

Raffles Shanghai  
Fashion Design  
Class of 2021

My journey of studying Fashion Design started very early, since 2015 back in Raffles Singapore, after which I transferred from Singapore to Shanghai. The lecturers give you a lot of space to express yourself as yourself, not only as a fashion designer.

I was really impressed with how knowledgeable our lecturers are. With lecturers of different nationalities and backgrounds, I gained a lot of new values that could fit in both the Chinese and global industry. This is very important when you want to develop your own brand or business in China after finishing the course with Raffles Shanghai.

“Success by Design” is our school’s slogan and I believe that designing motivates people to better themselves when they keep thinking and digging deeper into themselves.




**Teresa Pavita  
MAHARANI**  
Indonesian

Raffles Singapore  
Jewellery Design  
Class of 2021

During these two years, I have gained valuable knowledge for my future, not only learning how to design but also how to make it by hand or by computer. I was able to put my idea across in a remarkable and unique manner. Besides that, I also became more aware of the world outside of my classroom and workshop as I learnt how to deal with clients, and through my experiences in competitions.

Learning about jewellery in Raffles made me understand to not only focus on design but also think about the mechanisms and commercial viability behind it.



**ANG Xia Yi**  
Malaysian

Raffles Kuala Lumpur  
Fashion Marketing &  
Management  
Class of 2016

When I took up the Advanced Diploma course of Fashion Marketing & Management with Raffles College, my appreciation towards the arts, design, and fashion was already blooming. The thought of being able to pursue what I love was really exciting. I am most passionate about the process in the arts – the end product or outcome is really secondary to the journey. The ideation and research process to the execution is most exciting for me. I almost always romanticize my process. The process is everything and anything. Trust in the process, trust in yourself.

I first found out about Raffles College when I was looking for a college that would offer fashion courses recognized by the industry. Validation from the industry and seeing alumni who have been successful in their own fields was affirmative for an aspiring creative like me. I decided to pursue a course with Raffles because, at that time, it was one of the only colleges that had such a niche offering of fashion in the field of marketing, business, and PR.



**Ariel Katherine  
RAHARDJA**  
Indonesian

Raffles Kuala Lumpur  
Fashion Marketing &  
Management  
Class of 2021

I am passionate in the subject of product development and marketing. I am always interested in what's behind the creative minds of the production process and I am intrigued in the making and planning of a great marketing strategy especially in the fashion industry.

I first heard about Raffles from my college advisor/agent while discussing my interest in fashion. After much research and discussion, I decided to enrol at Raffles because I found the course subjects to be interesting, they offer adequate facilities, and they have a global presence.

I am inspired by the origin story of Louis Vuitton, how he came from a humble beginning and grabbed opportunities that came his way and produced something new and creative; and now his company is one of the biggest conglomerate corporations in the world. This teaches me that no dream is ever too big, and to be creative and think outside the box.



**Kimberly Chrisya  
WIRATAMA**  
Indonesian

Raffles Shanghai  
Fashion Marketing  
Class of 2019

My passion is being in the creative fields, be it fashion, art, or even marketing.

I chose Raffles firstly for their global presence. Raffles is also known as one of the best Fashion Schools in my country, and Raffles offers fast-paced learning of a 2 years (local) + 9-12 months (international) education path for a Bachelor degree.

I had a pleasant time with all the lecturers, who supported me through my journey in Raffles Shanghai. They were wholeheartedly supportive of me and where I am now. Whenever I made mistakes, they never judged. Instead, they encouraged me to find solutions that worked, and I am grateful for that.

Raffles is going to give you great experiences, both in education and in preparation for your career path.



**Lynn LOW Sze Ling**  
Malaysian

Raffles Kuala Lumpur  
International Fashion Business  
Class of 2020

Anyone who knows me knows that fashion is my passion and one of my life goals. If I could be anything in the world, I'd be a designer or at the very least work in the industry. Raffles has built part of my passion for fashion throughout these years. If you still can't find your passion, believe me, once you start your study journey with Raffles, you will slowly find your passion through the course have you enrolled in.

Raffles has a global presence, international creative practitioners, and academic quality that inspired me a lot in being multitasking and given me fulfilment, with networking opportunities which allow me to explore further.



**Lysandra HO Yi Jean**  
Malaysian

Raffles Kuala Lumpur  
Fashion Marketing &  
Management  
Class of 2021

I've always enjoyed being creative and being able to create things makes me happy. I chose fashion marketing because I thought it would help me utilise the creativity I have and channel it into something that could also impact others.

I found Raffles by accident as I was looking into another course. The fashion marketing course stood out to me so I clicked on it out of curiosity and figured it was way more interesting than the course I was previously looking into. I chose Raffles because it promised small classes, which afforded lecturers more time to guide each student. It is also well known and has campuses in other countries as well.

I was lucky enough to find great people to work with. Through learning about each other's strengths and weaknesses, we were able to grow as individuals. They motivated me to take up tasks I had previously thought were too big to handle, and working with them has given me a respect for the work put into marketing.





**Megan TAN Xim Yi**  
Malaysian

Raffles Kuala Lumpur  
Fashion Marketing &  
Management  
Class of 2021

Throughout my time at Raffles, I was able to learn more about myself while developing theoretical knowledge and practical skills, learning about the inner workings of the industry and getting hands-on experience working with local brands.

I discovered Raffles through word-of-mouth as I knew friends who were attending the college in Singapore. The reason I enrolled in Raffles is its international presence as many universities recognise the diploma course and there are various campuses around the globe if you plan to further your studies abroad. Apart from that, the school's industry-relevant curriculum and networking opportunities help to prepare students for a job after graduation – particularly the 3-month internship when you will be able to gain some insight and experience working in the industry.

Working with my classmates and lecturers over the past two years at Raffles enabled me to collaborate with a diverse pool of individuals with distinct styles and ideas. Group projects have inspired me to go outside my comfort zone and made me a more empathetic leader.



**Miranthi Putri  
FITRIANDA**  
Indonesian

Raffles Singapore  
International Fashion Business  
Class of 2021

My journey at Raffles Design Institute, Singapore is like a painting. I arrived as a plain canvas ready to absorb the colour of knowledge and experience in order to grow professionally, leading me to who I am today.

My classmates and my lecturers have been my greatest support and encouragement during my time in Singapore. I want to thank my family and friends back home for their constant support and for giving me the opportunity to pursue my study!



**Renee WONG**  
Malaysian

Raffles Kuala Lumpur  
International Fashion Business  
Class of 2019

I came across Raffles at an education fair, and learned about the small class sizes which I know I could benefit me better compared to a common 50-100 student setting. Besides, being in the Raffles Kuala Lumpur community (both students and lecturers) provided not only industry-relevant curriculum opportunities but also industry-relevant connections. Being with a fashion academy also helps in job seeking as industry recruiters prioritises fashion academies with relevant industry experiences.

My lecturer has always been open in accepting ideas, providing constructive feedback, and providing me with opportunities to take on different challenges to grow professionally and personally.

We should always be open to explore and accept different opportunities that present themselves to us.



**Hokky Poernando  
TAN**

Indonesian

Raffles Jakarta  
Interior Design  
Class of 2016

What drives me to do everything that I do now is being able to create a space that I think would be comfortable for myself to live in, where I can do my everyday activities without having to stress about the surroundings not making me feel safe and sound, and that place is called home. That is what started me to focus on being an interior designer in the first place. And I have learned a lot of interesting things after I started my journey in Raffles.

I found out about Raffles in my high school year when I went on a study tour to Singapore with an education organization. The reason I choose Raffles is that Raffles is a top design school in Singapore, and they offer a 2-year diploma programme, and 1-year Bachelor's Degree. The fast paced learning that they have made me want to go to Raffles because I have "wasted" 1 year of my university life in a local university in Batam, so I didn't want to waste any more time, and Raffles is the right decision for me to finish my study.



**JEONG Yunjeong**  
South Korean

Raffles Singapore  
Interior Design  
Class of 2021

While studying at Raffles Design Institute, I realised I am passionate about design. It is an eye-opening journey as I learned many things while interacting with classmates of different nationalities.

Learning practical design will definitely contribute to my work life in the future. I am deeply grateful for the experience of studying at Raffles Design Institute and I would not have learned well without the help of the school and the lecturers.



**JIANG Lingnan**  
Chinese

Raffles Shanghai  
Interior Design  
Class of 2021

I think Raffles has a strong learning atmosphere and can communicate with students of different majors. At the same time, the fast-paced learning and the academic quality of the school are also attractive to me.

At Raffles, my classmates and I encourage each other to grow; the learning atmosphere is very strong. The school's design studio courses are my favourite. We always work hard and stay in the school at night to make models for the finals. This learning atmosphere can drive my learning enthusiasm and give the feeling that we can overcome difficulties together.

I think persistence is the most important thing. Every course is like climbing a mountain. It's hard, but hugely rewarding. It is also a very important to not stop thinking, to think about the design, about the knowledge that teachers have taught us. Ask more, learn more, and think more.



**TEOU Xian Hui**  
Malaysian

Raffles University  
Interior Design  
Class of 2020

Raffles University has triggered my ability to look at things in different ways. Different skills and knowledge learnt at Raffles University are well-practised in the related field. Hence, I can be more creative and generate fresh ideas in designing or solving problems.

I also enjoyed taking part in activities and events organized by Raffles University.



**Muhammad Firas  
BIN AZHAR**  
Singaporean

Raffles Singapore  
Graphic Design  
Class of 2021

My experience in Raffles was fruitful and rich. Many opportunities like industrial collaborations, design competitions, and student-initiated projects, helped to showcase, expand, and develop my skillsets holistically, going beyond design. These skillsets include conceptualisation, time management, communication, working with a team, and more.

I am grateful to the friendly lecturers in Raffles who guided me through my journey as I embarked on many design projects.



**Randy CHEN Rui**  
Chinese

Raffles Guangzhou  
Visual Communication  
Class of 2020

My passion is to explore how design could improve the world to be a better place. I enjoy design thinking and creative exploration. Graphic design allows me to discover the power of ideas and how images help people understand them.

My team is always hungry for knowledge and ideas. They are constantly looking for creative solutions; I like the energy!

Keep an open mind and believe in what you can do and achieve. Make use of the resources and opportunity.





**Mavis LI Jia Xin**  
Chinese

Raffles Guangzhou  
Multimedia Design  
Class of 2016

My passion is drawing and graphic design. Design is part of my personal manifesto and my voice to communicate with. I am good at illustration and I produce my own label.

I heard about Raffles through an education fair. I enjoy the fast-paced learning, and multi-cultural student body, which foster in me creative and imaginative thinking. The Raffles family are always hungry for ideas and willing to take on challenges.

Take risks and make the most of your projects! This is a real design school that pushes the boundaries; have fun and enjoy!



**COTTA Pratik Jose**  
Indian

Raffles Singapore  
Illustration and Animation  
Class of 2021

I am happy to say that Raffles, in the past three years, has aided my growth as an animator tremendously, and at the same time given me the tools to learn different skills helpful along the production line of an animation.

With the help of my lecturers' knowledgeable insight, application of these skills has been helpful for making my animations better and it's an exciting experience to learn something new every day.



**YEO Ying Siu**  
Singaporean

Raffles Singapore  
Illustration and Animation  
Class of 2021

I studied Illustration and Animation Design at Raffles College of Higher Education for three years. Studying at Raffles has allowed me to connect with many different people from many different cultures and backgrounds. It was fun learning new techniques and skills with friends and understanding more about the career path that I am taking.

Overall, I enjoyed studying at Raffles.



**CHAN Celine**  
Malaysian

Raffles University  
Business Administration  
Class of 2020

The experience I have gained in Raffles University helps me to be a better me today. I have just started my own business as an exclusive distributor of Australian skin care in Malaysia.

I have applied what I have learned during University, from developing business plan to marketing the products; all the knowledge and skills learned makes the process to be smoother.

I don't regret choosing Business Administration as my University course, as it has accelerated my business journey from nothing to something.



**Melvin WIDAGDO**  
Indonesian

Raffles Jakarta  
Tourism and Hospitality  
Management  
Class of 2017

One thing that I am passionate about is helping others. The one main objective for me is to make sure my clients have the best experience so I am motivated to learn many new skills to improve myself for the job.

I discovered Raffles while I was looking for further education and I learned that Raffles is one of the top colleges in Singapore and it is also in other countries, which allow networking opportunities abroad.

The lecturers in Raffles are really caring to their students, not only guiding us in education but imparting values to us, which I really think is important for our future in the world out there.



**CHOR Shih Ling**  
Malaysian

Raffles University  
Psychology  
Class of 2020

Psychology has enriched my life in many ways. I am reflecting more, seeing things in multiple perspectives, respecting individual differences, knowing that there are always scenarios that are beyond our simple perception. Learning made me humble and alive. I am glad to make a positive contribution to society by sharing my knowledge in the education field.

We lived in the "Raffles family", a warm family that was not big like a public University, but cosy enough for us to freely hang out in every corner, making our day. I am glad that I could share my knowledge by educating the younger generation. Also, I can contribute to the field of gerontology with the knowledge I have gained at Raffles University.

# CORPORATE GOVERNANCE STATEMENT

The Board of Directors (the “Board”) of Raffles Education Corporation Limited (the “**Company**”, and together with its subsidiaries, the “**Group**”) is committed to excellence in corporate governance, transparency and accountability, seen as essential for the long-term performance and sustainability of the Group, and to protect and enhance the interests of shareholders and other stakeholders.

The Group’s corporate governance practices and processes are guided by the principles and provisions of the Code of Corporate Governance 2018 (the “**Code**”) and are continually reviewed for relevance and effectiveness by reference to the legal and regulatory environment in which the Group operates. We confirm that the Group has complied with the principles and provisions of the Code during the financial year ended 30 June 2021 and where there are deviations from the Code, appropriate explanation is provided within this Statement.

## I. BOARD MATTERS

### **PRINCIPLE 1: THE BOARD’S CONDUCT OF AFFAIRS**

#### **Board Responsibility**

The Board directs the Group in the conduct of its affairs, exercising its fiduciary role at all times in the interests of the Group to ensure that corporate responsibility and ethical standards are met. The Board is collectively responsible for the activities of the Group, its strategy and governance, risk management and financial performance.

The following matters are specifically reserved for the Board:

- Setting the strategic direction and long-term goals for the Group and ensuring adequate resources to meet these objectives.
- Approving and monitoring capital and financial plans to ensure alignment with the Group’s strategic directions.
- Approving the annual budget, annual and interim financial statements, major funding proposals and capital expenditures, and strategic acquisitions and divestments.
- Ensuring the adequacy and integrity of the internal controls and setting risk appetites, establishing a risk strategy and a framework for risks to be assessed and managed.
- Approving appointments of suitable candidates to the Board and endorsing the appointments of key personnel, internal and external auditors.
- Monitoring and reviewing management performance.
- Making succession plans for itself and key persons to ensure continuity of leadership.

#### **Delegation by the Board**

The Board delegates certain functions to committees to enable the Board to manage more effectively its stewardship and fiduciary responsibilities. However, the ultimate responsibility and decision on all matters still lies with the Board. The Board is assisted by four committees, namely, the Audit Committee, Nomination Committee, Remuneration Committee and Risk Management Committee, each constituted with clear written terms of reference. Each Board Committee has direct access to management and the discretion to hire independent advisers as it deems necessary.



# CORPORATE GOVERNANCE STATEMENT

## Board Meetings and Board Committees

The schedule for all meetings of the Board and Board Committees for the next calendar year is planned well in advance in consultation with the Directors. The Board meets at least four times a year at regular intervals. Additional meetings are convened where necessary to address significant transactions or issues that arise. Where exigencies prevent a member from attending a Board meeting in person, telephonic attendance and conference via audio-visual communication are allowed under the Constitution of the Company. Board and Board Committees' decisions are also obtained through circulation of written resolutions. The Constitution of the Company allow written resolutions that are signed by any two members, being the quorum necessary for transaction of the business of the Directors, to be as effective as if they were passed at physical meetings.

The attendance at meetings of the Board and Board Committees held in the financial year ended 30 June 2021 are as follows:

	Board	Audit Committee	Nomination Committee	Remuneration Committee	Risk Management Committee
No. of meetings held	12	4	1	1	0
No. of meetings attended by respective Directors					
Mr Chew Hua Seng	12	*4	1	*1	-
Mr Lim How Teck	12	4	1	*1 (appointed as Chairman w.e.f. 20/05/21)	-
Mr Teo Cheng Lok John (resigned w.e.f. 1/7/2021)	12	4 (resigned as member w.e.f. 20/05/21)	*1	1 (resigned as Chairman w.e.f. 20/05/21)	(resigned as Chairman w.e.f. 20/05/21)
Mdm Gan Hui Tin	12	4	1 (resigned as Chairman w.e.f. 20/05/21 & appointed as Chairman w.e.f. 01/07/21)	1 (resigned as member w.e.f. 20/05/21)	(appointed as Chairman w.e.f. 20/5/21 & resigned as Chairman w.e.f. 01/07/21)
Mr Joseph He Jun	12	*4	*1	*1	-

\* Attendance at invitation of the Committees.

# CORPORATE GOVERNANCE STATEMENT

	Board	Audit Committee	Nomination Committee	Remuneration Committee	Risk Management Committee
No. of meetings attended by respective Directors					
Mr Liu Ying Chun (retired w.e.f. 30/10/2020)	1	*1	*1	*1	- (resigned as member w.e.f. 30/10/20)
Mr Ng Kwan Meng (appointed w.e.f. 25/02/21)	8	*1 (appointed as member w.e.f. 20/05/21)	- (appointed as Chairman w.e.f. 20/5/21 & resigned as Chairman w.e.f. 01/07/21)	- (appointed as member w.e.f. 20/5/21)	- (appointed as member w.e.f. 20/5/21 & appointed as Chairman w.e.f. 01/07/21)
Ms Lim Siew Mun (appointed w.e.f. 01/07/21)	-	- (appointed as member w.e.f. 01/7/21)	- (appointed as member w.e.f. 01/7/21)	- (appointed as member w.e.f. 01/7/21)	- (appointed as member w.e.f. 01/7/21)

\* Attendance at invitation of the Committees.

## Board Induction

New Directors are appointed by the Board upon recommendation of the Nomination Committee. Newly appointed Directors would be issued with a formal letter of appointment or service agreement setting out, *inter alia*, the scope of their duties and responsibilities as a Director under the various relevant Singapore laws.

In addition, a newly appointed Director is given an orientation to the Group's businesses and governance practices. As Directors are appointed based on their existing knowledge, skills and experience that are expected to enhance the effectiveness of the Board, any further training after appointment are for continual professional development.

The Company will, as and when required or necessary, arrange and fund the training for a first-time Director of a listed company in areas of accounting, legal and compliance such as Directors' duties and responsibilities under statute and common law, and a broad overview on the rules of SGX-ST Listing Manual.

To facilitate the further development of the competencies of the members of the Board, all Directors are also updated regularly on key accounting and other regulatory changes that have a significant impact on the Group either during Board meetings or via electronic mail.

# CORPORATE GOVERNANCE STATEMENT

## Access to Information

Agendas for Board meetings are set in advance with items proposed by the CEO and management. Directors have separate and independent access to senior management and the Company Secretary and are provided with complete and relevant information in a timely manner. Directors are entitled to request from management such additional information as are needed in order to make informed and timely decisions. Directors also have the discretion to seek independent professional advice at the expense of the Group.

## Company Secretary

The Company Secretary attends all meetings of the Board and ensures that applicable rules, regulations and Board procedures are complied with. Under the Constitution of the Company, the appointment and removal of the Company Secretary require the approval of the Board.

## **PRINCIPLE 2: BOARD COMPOSITION AND GUIDANCE**

### Independence of Judgement

The present Board comprises six members who are business leaders or professionals with financial or other technical backgrounds. Amongst them are four independent Directors, one non-executive and non-independent Director, and one executive Director. There is a strong independent element on the Board as the majority of the Board and its four Board Committees are independent Directors.

An “independent Director” is defined in the Code as one who is independent in conduct, character and judgment, and has no relationship with the Company, its related corporations, its substantial shareholders or its officers that could interfere, or be reasonably perceived to interfere, with the exercise of the Director’s independent business judgment in the best interests of the Company.

All Directors are required to officially disclose their interests in the Company including any interested person transactions with the Company. Any Director who has an interest that may present a conflict between his obligation with the Company and his personal business or other interests will either recuse himself from participating in the deliberations and voting on the matter or declare his interest and abstain from decision-making. All Directors practise good governance by updating the Company with the changes to their interests in a timely manner.

The Nomination Committee assesses and determines the independence of a Director upon appointment and on an annual basis. Please refer to the section on “Board of Directors” in the Annual Report for key information on each director.

### Annual Review of Director’s Independence

The Nomination Committee reviews the independence of each Non-Executive Director in August annually by taking into consideration the information collected through the confirmation of independence completed by each Director which is addressed to the Nomination Committee. The Director is required to declare any circumstances in which he may be considered non-independent. Nomination Committee will review each confirmation of independence before affirming the independence of a Director. The Nomination Committee adopts the materiality thresholds and independence criteria as defined in the Code.



# CORPORATE GOVERNANCE STATEMENT

Name of Director	Appointment	Date of Initial Appointment	Last Re-election
Mr Chew Hua Seng	Chairman and Chief Executive Officer, Member of Nomination Committee	25 November 1999	N.A.
Mr Lim How Teck	Lead Independent and Non-Executive Director Chairman of Audit and Remuneration Committees, Member of Nomination Committee	6 March 2018	30 October 2020
*Mr Teo Cheng Lok John	Independent and Non-Executive Director	24 October 2008	31 October 2019
Mr Ng Kwan Meng	Independent and Non-Executive Director Chairman of Risk Management Committee Member of Audit and Remuneration Committees	25 February 2021	N.A.
**Mr Liu Ying Chun	Non-Independent and Non-Executive Director	15 November 2019	N.A.
Mdm Gan Hui Tin	Independent and Non-Executive Director Chairman of Nomination Committee Member of Audit Committee	25 April 2018	29 October 2018
Mr Joseph He Jun	Non-Independent and Non-Executive Director Member of Remuneration and Risk Management Committees	05 November 2018	31 October 2019
Ms Lim Siew Mun	Independent and Non-Executive Director Member of Audit, Nomination, Remuneration and Risk Management Committees	1 July 2021	N.A.

Note:

\*resigned on 1 July 2021

\*\* retired on 30 October 2020.

The Nomination Committee is tasked by the Code to undertake a “particularly rigorous review” of the independence of a Director that has served on the Board for a continuous period of nine years or longer from the date of his first appointment. If the Nomination Committee decides to regard such a Director as independent, it shall disclose its explanation in the Company’s Annual Report.

Independent Director namely, Mr Teo Cheng Lok John, has stepped down from the Board with effect from 1 July 2021, as part of the Board’s renewal and rejuvenation process.

As of now, there are no Independent Directors and Non-Executive Directors on the Board who have served beyond nine years from the date of their appointment.

# CORPORATE GOVERNANCE STATEMENT

## Board Composition

The Nomination Committee reviews the composition of the Board in the process of new appointments and on an annual basis. The Nomination Committee is satisfied that the current Board comprises persons who as a group, provide core competencies necessary to meet the Company's objectives and that the current board size is adequate, taking into account the nature and scope of the Company's operations.

The information of current composition, date of initial appointment and last re-election of each member of the Board and Board Committees are presented in a table in the preceding page.

## Role of Non-Executive Directors

The non-executive Directors of the Company, who are also independent, together with the non-executive and non-independent Director, constructively challenge and assist in developing proposals on strategy. They also assist the Board in reviewing the performance of management in meeting agreed goals and objectives and monitor the reporting of performance.

## Meeting of Directors without Management

The Non-Executive Directors meet without the presence of management or Executive Directors at least once a year or hold *ad hoc* meetings as circumstances dictate, to review and discuss any matters required to be raised privately. The meetings are chaired by the Chairman of the Audit Committee who is also the Lead Independent Director.

## **PRINCIPLE 3: CHAIRMAN AND CHIEF EXECUTIVE OFFICER**

### **Separation of the Role of Chairman and the Chief Executive Officer ("CEO")**

Mr Chew Hua Seng is both the Chairman and CEO of the Company. He bears executive responsibility for the overall management and strategic development of the Group in addition to overseeing the activities of the Board and ensuring that procedures are in place for compliance with the Code.

Although the roles and responsibilities for both Chairman and CEO are vested in Mr Chew, major decisions are made in consultation with the Board which comprises a majority of non-executive and independent Directors. The Board believes that there are adequate measures in place to ensure a degree of checks and balances.

In addition, the Board has appointed an independent Director to be the Lead Independent Director as recommended by Provision 3.3 of the Code. The Lead Independent Director acts as the principal liaison between the Independent Directors of the Company and the Chairman of the Board, and between the Independent Directors of the Company and senior management. The Lead Independent Director chairs all the meetings of Independent Directors and provides feedback on such meetings to the Chairman of the Board.

The Lead Independent Director also responds to queries and comments that shareholders of the Company have directed to him or to the Independent Directors of the Company collectively, in consultation with the Chairman of the Board and the other Non-Independent Director, as he may deem appropriate.

# CORPORATE GOVERNANCE STATEMENT

As the Chairman, Mr Chew is responsible for:

- ensuring that Board meetings are held when necessary and preparing the meeting agendas (with the assistance of the Company Secretary) to enable the Board to perform its duties effectively having regard to the flow of the Group's businesses and operations.
- reviewing board papers before they are presented to the Board to ensure that information provided is adequate.
- ensuring sufficient allocation of time for members of the Board to engage in constructive debate on strategic issues and business planning.
- controlling the quality, quantity and timeliness of information flow between the Board and management.
- fostering constructive dialogue between shareholders, the Board and management during annual general meetings and other shareholder meetings.
- promoting high standards of corporate governance.

## **PRINCIPLE 4: BOARD MEMBERSHIP**

### **Nomination Committee**

The Nomination Committee (the “**NC**”) has put in place a formal and transparent process for the appointment and re-appointment of Directors to the Board.

The current composition of the NC comprises four members, of whom three are non-executive and independent Directors:

1. Mdm Gan Hui Tin, Chairman of NC (Independent Director)
2. Mr Lim How Teck (Lead Independent Director)
3. Ms Lim Siew Mun (Independent Director)
4. Mr Chew Hua Seng (Chairman and Chief Executive Officer)

Note:

- Mdm Gan Hui Tin (Independent Director) stepped down as Chairman/member of NC on 20 May 2021 and was re-appointed as Chairman of NC with effect from 1 July 2021.
- Mr Ng Kwan Meng (Independent Director) was appointed as Chairman of NC with effect from 20 May 2021 and stepped down as Chairman/member of NC on 1 July 2021.
- Ms Lim Siew Mun was appointed as an additional member of NC with effect from 1 July 2021.

The NC's responsibilities include, but are not limited to, the following:

- reviewing regularly the composition of the Board and Board Committees, taking into consideration the size and independence requirements, amongst others.



# CORPORATE GOVERNANCE STATEMENT

Please refer to Principle 2 for details of the “Annual Review of Director’s Independence”.

- reviewing the Board’s succession plans for Directors, in particular, the Chairman and the CEO.
- identifying, reviewing and recommending Board appointments for approval by the Board, taking into account the experience, expertise, knowledge and skills of the candidate and the needs of the Board.
- reviewing and recommending to the Board the re-appointment of any Non-Executive Director having regard to his/her performance, commitment and ability to contribute to the Board as well as his/her skillset.
- maintaining a process for evaluating the performance of the Board, Board Committees and the Directors.
- conducting an annual evaluation on the performance of the Board, Board Committees and the Directors, and in particular where the Directors concerned have multiple board representations, whether the NC is satisfied that sufficient time and attention have been given by the Directors to the affairs of the Company notwithstanding their multiple board representations.

## **Selection Criteria and Nomination Process for New Directors**

The NC recognises the importance of an appropriate balance and diversity of industry knowledge, skills, background, experience and professional qualifications in building an effective Board. To this end, the NC reviews the Board’s collective skills matrix regularly.

As part of the formal process for the appointment of new Directors, the NC reviews the composition of the Board and identifies the skillsets that will enhance the Board’s effectiveness. Suitable candidates are identified from various sources including search companies and through recommendations. The NC considers the proposed candidate’s independence, expertise and background, and determines if he or she possesses the skills required and makes its recommendations to the Board accordingly.

## **Rotation and Re-election of Directors**

The Constitution of the Company requires one-third of Directors that are longest-serving to retire from office every year at the Annual General Meeting (“AGM”).

## **Directors’ Multiple Directorships in Listed Companies**

The Company has not determined a specified maximum number of listed board representations for a Director, but the NC takes into consideration the individual’s other competing time commitments such as whether the individual also holds a full-time executive position in other organisations.

The NC had carried out an evaluation and review of the contributions of each Directors at meetings of the Board and Board Committees and Directors’ participation in the affairs of the Company, including a review of matters such as the independence of Directors, their individual skills, experience and time commitment, in particular for Directors who served on multiple boards as well as overall Board size and compositions.

The NC is satisfied that despite the multiple directorships of certain Directors, the Directors had spent adequate time on the Company’s affairs and have carried out their responsibilities.

# CORPORATE GOVERNANCE STATEMENT

## **Alternate Director**

There is no appointment of Alternate Director on the current Board of the Company.

## **Key Information on Directors**

The Notice of AGM sets out the Directors proposed for re-election. Key information on each Director can be found in the “Board of Directors” section of this Annual Report.

In addition, information on shareholdings in the Company held by each Director is set out in the “Directors’ Statement” section of this Annual Report.

## **PRINCIPLE 5: BOARD PERFORMANCE**

The NC makes an assessment in August annually to determine whether the Board, Board Committees and the Directors are performing effectively and formulate action plans for improvement. No external facilitator is appointed to assist NC in the evaluation. The performance evaluation criteria are set by the NC.

The Board Performance Evaluation Questionnaire includes questions on:

- (i) Board’s composition;
- (ii) Board’s access to information;
- (iii) Board procedures such as the conduct of proceedings at Board meetings and the independent access to officers and members of management outside of Board meetings; and
- (iv) Board’s standard of conduct in preventing conflicts of interest and the disclosure of personal interests in transactions and abstention from voting where appropriate.

The performance of the Directors, individually and collectively, is assessed by means of a performance appraisal that covers a range of issues including Board size, the proportion of Non-Executive Directors versus Executive Directors, whether there is an adequate degree of independence, the right mix of expertise, experience and skills, and whether expertise and skills applied to the various issues that come before the Board enabled sound, balanced and well considered decisions.

In respect of individual Directors, formal evaluation is carried out by the NC as and when a Director is due for retirement by rotation and is seeking re-election. Contributions in different form by an individual Board member including providing objective perspectives on issues, facilitating business opportunities and strategic relationships, and attendance at Board and Board Committee meetings are considered.

# CORPORATE GOVERNANCE STATEMENT

## II. REMUNERATION MATTERS

### **PRINCIPLE 6: PROCEDURES FOR DEVELOPING REMUNERATION POLICIES**

The Remuneration Committee (the “**RC**”) comprises four members of whom three are non-executive and independent Directors and one a non-executive and non-independent Director:

- 1) Mr Lim How Teck, Chairman of RC (Lead Independent Director)
- 2) Mr Ng Kwan Meng (Independent Director)
- 3) Ms Lim Siew Mun (Independent Director)
- 4) Mr Joseph He Jun (Non-executive and Non-Independent Director)

Note:

- Mr Teo Cheng Lok John and Mdm Gan Hui Tin (Independent Directors) stepped down as Chairman and member of RC respectively, with effect from 20 May 2021.
- Mr Lim How Teck was appointed as an additional member of RC on 11 February 2021 and subsequently appointed as Chairman of RC with effect from 20 May 2021.
- Mr Ng Kwan Meng was appointed as an additional member of RC with effect from 20 May 2021.
- Ms Lim Siew Mun was appointed as an additional member of RC with effect from 1 July 2021.

The principal functions of the RC are to:

- determine and agree with the Board the framework or broad policy for the remuneration of the Company's Board and key executives, and to determine specific remuneration packages for each executive director and the Chief Executive Officer and such other members of the executive management as it is designated to consider
- determine targets for any performance related pay schemes operated by the Company, taking into account pay and employment conditions within the industry and in comparable companies
- within the terms of the agreed policy, determine the total individual remuneration package of each executive manager including, where appropriate, allowances, bonuses, benefits in kind, incentive payments and share options
- determine the policy for and scope of service agreements for the executive management team, termination payments and compensation commitments, including fixing appointment period for the directors
- determine the remuneration of non-executive directors, taking into factors such as efforts, time spent and the responsibilities
- oversee any major changes in employee benefit structures throughout the Company or Group

The RC is satisfied that the existing framework that has the endorsement of the Board and which serves to attract, retain and motivate senior management staff of the Group through competitive compensation compared to the industry and comparable companies, is still relevant and effective. The framework for remuneration of Directors and key management personnel covers all aspects of remuneration including Directors' fees, salaries, allowances, bonuses, grant of shares and benefits in kind.



# CORPORATE GOVERNANCE STATEMENT

In addition, the RC reviews the obligations arising in the event of termination of the executive Directors' and key management personnel's contract of service to ensure that such contracts of service contain fair and reasonable termination clauses which are not overly generous. The RC has access to expert advice from external remuneration consultants where required.

None of the RC members or Directors is involved in the deliberations in respect of any remuneration, compensation, options or any form of benefits to be granted to him.

## Share Option Scheme

The Raffles 2000 Employees' Share Option Scheme (Year 2000) (the "Scheme") was approved by the shareholders of the Company at an Extraordinary General Meeting held on 28 August 2000. Following the Company's change of name on 8 June 2001 to Raffles Lasalle Limited, the Scheme came to be known as "Raffles Lasalle Employees' Share Option Scheme (Year 2001)". On 30 November 2004, the Scheme was renamed as "Raffles Education Corporation Employees' Share Option Scheme (Year 2001)" (the "REC Scheme"). After the expiration of the REC Scheme on 27 August 2010, the Company had, by way of a shareholders' approval at an Extraordinary General Meeting held on 23 March 2011, adopted a new scheme "Raffles Education Corporation Employees' Share Option Scheme (Year 2011)" (the "REC ESOS Scheme"), which had expired on 23 March 2021.

Directors of any member of the Group who perform an executive function, non-executive Directors of any member of the Group and employees of the Group have been granted share options under the REC ESOS Scheme. Share options to be granted to Director who is a controlling shareholder or employees who are associates of the controlling shareholder are to be approved by independent shareholders.

## **PRINCIPLE 7: LEVEL AND MIX OF REMUNERATION**

The Group advocates a performance-based remuneration system that is directly linked to corporate and individual performance, both in terms of financial and non-financial, and the creation of shareholder wealth by incorporating appropriate key performance indicators.

### **Remuneration of Executive Director**

A significant proportion of the CEO's remuneration is structured such that it links rewards to corporate and individual performance.

If necessary, the RC would seek and indeed had sought external expert advice on the remuneration package of the CEO.

### **Remuneration of Non-Executive Directors**

All non-executive and independent Directors and non-executive and non-independent Director, except Mr Liu Ying Chun, received Director's fees and fees for serving on the various Board Committees. These fees are subject to shareholders' approval at the Company's AGM.

The terms of appointment of the directors are as specified in the Constitution of the Company. All non-executive and independent Directors and non-executive and non-independent Director, except Mr Liu Ying Chun, do not have service contracts with the Company.

# CORPORATE GOVERNANCE STATEMENT

## PRINCIPLE 8: DISCLOSURE ON REMUNERATION

The Board has not included a separate annual remuneration report to shareholders in this Annual Report as the Board is of view that the matters which are required to be disclosed in such annual remuneration report have already been sufficiently disclosed in this Corporate Governance Statement and the financial statements of the Company.

Remuneration of Directors for the year ended 30 June 2021 in bands of S\$250,000 is set out below:

Name of Director	Fees %	Salary %	Others %	Total %
<b>Between S\$2,750,000 million to S\$3,000,000</b>				
Mr Chew Hua Seng	-	35	65	100

Name of Director	Fees%	Salary%	Others%	Total%
<b>Below S\$250,000</b>				
Mr Lim How Teck	100	-	-	-
Mr Teo Cheng Lok John	100	-	-	-
Mr Ng Kwan Meng (appointed w.e.f. 25 February 2021)	100	-	-	-
Mdm Gan Hui Tin	100	-	-	-
Mr Joseph He Jun	100	-	-	-
Mr Liu Ying Chun (retired w.e.f. 30 October 2020)	-	100	-	-
Ms Lim Siew Mun (appointed w.e.f. 1 July 2021)	-	-	-	-

The remuneration of Directors is disclosed within bands instead of rounded to the nearest thousand dollars as the Board is of the view that the disclosure in bands provides a balance between detailed disclosure and confidentiality.

Although the Code and the Guidelines also recommend that the remuneration of at least the top five key management personnel (who are not Directors or the CEO) be disclosed in aggregate, the Board is of the view that disclosing the total remuneration paid in aggregate to the lean key management team would compromise confidentiality and may affect the retention of competent personnel. The non-disclosure does not compromise the ability of the Company to meet the Code on good corporate governance as the RC, comprising three non-executive and independent Directors and one non-executive and non-independent Director, reviews the remuneration package of such key management personnel who are remunerated based on the performance of the individual and the Group to ensure that they are fairly remunerated.

The Group operates in very diverse market conditions across many jurisdictions. Accordingly, its framework and policies on remuneration take into consideration performance factors such as size of the college and maturity of the college (number of years in operation) when assessing the performance of Executive Directors and key management personnel.

# CORPORATE GOVERNANCE STATEMENT

In addition to financial performance, the level of difficulty in managing a particular college arising from local operational and regulatory conditions is also taken into consideration in the appraisal of performance.

Save as disclosed below, none of the Directors had family members who were employees of the Group and whose personal remuneration exceeded S\$50,000 for the year ended 30 June 2021:

Name	Relationship	Aggregate Remuneration
Ms Doris Chung Gim Lian	Spouse of Chairman and CEO	Between S\$350,001 to S\$400,000
Mr Chew Han Wei	Son of Chairman and CEO	Between S\$150,001 to S\$200,000
Mr Chew Han Qiang	Son of Chairman and CEO	Between S\$150,001 to S\$200,000
Ms Christine Seojin Shin	Daughter-in-law of Chairman and CEO	Between S\$50,001 to S\$100,000

## III. ACCOUNTABILITY AND AUDIT

### Accountability

The Board provides shareholders with bi-annual financial reports, price sensitive reports and reports to regulators (if required). In presenting these reports, the Board aims to give shareholders a balanced and understandable assessment of the Group's financial performance, position and prospects. The Board also ensures timely and full disclosure of material corporate developments to shareholders.

Management currently provides annual budgets and business plans to members of the Board for endorsement. The Chairman and CEO receives detailed management accounts of the Group on a quarterly basis.

The Group has a policy on corporate disclosure controls and procedures to ensure that the Group complies with its disclosure obligations under the Listing Manual. These controls and procedures incorporate decision-making procedures and an obligation on internal reporting of decisions made.

## **PRINCIPLE 9: RISK MANAGEMENT AND INTERNAL CONTROLS**

### Risk Management Committee

The Board recognizes the importance of sound internal controls and risk management practices to good corporate governance. The Board affirms its overall responsibility for the Group's systems of internal controls and risk management, and for reviewing the adequacy and integrity of those systems on an annual basis. The internal control and risk management functions are performed by the Group's key executives and reported to the Audit Committee (the "**AC**") for review.

The Board has established the Risk Management Committee (the "**RMC**") to assist the Board in overseeing the risk management practices of the Group.

# CORPORATE GOVERNANCE STATEMENT

The current RMC comprises three members of whom two are non-executive and independent Directors and one is non-executive and non-independent Director:

1. Mr Ng Kwan Meng, Chairman of RMC (Independent Director)
2. Ms Lim Siew Mun (Independent Director)
3. Mr Joseph He Jun (Non-Independent Director)

Note:

- Mdm Gan Hui Tin (Independent Director) was appointed as Chairman of RMC in place of Mr Teo Cheng Lok John (Independent Director) with effect from 20 May 2021.
- Mdm Gan stepped down as Chairman of RMC on 1 July 2021 and was replaced by Mr Ng Kwan Meng.
- Mr Joseph He Jun and Ms Lim Siew Mun were appointed as members of RMC with effect from 11 February 2021 and 1 July 2021 respectively.
- Mr Liu Ying Chun (Non-Independent Director) resigned as a member of RMC with effect from 30 October 2020.

The principal functions of the RMC are, amongst others, to:

- review and recommend to the Board the type and level of business risks that the Group undertakes on an integrated basis to achieve its business objectives.
- set policies for managing risks that are consistent with the Group's risk appetite.
- advise the Board on proposed strategic transactions, focusing on risk aspects and implications for risk appetite and tolerance of the Group.
- review reports on any material breaches of risk limits and the adequacy of proposed action.
- review the effectiveness of the Group's internal controls and risk management systems.

## Internal Controls

The Group has instituted an adequate and effective system of risk management and internal controls addressing material financial, operational, compliance and information technology risks to safeguard the interests of shareholders and the Group's assets.

An enterprise-wide risk management framework has been set in place to enhance the Group's risk management capabilities. This is administered by the Enterprise Risk Management team ("**ERM**"). The key risks of the Group are identified and action plans made to mitigate these risks. Risk awareness and ownership of risk treatments are continually instilled and reinforced throughout the organisation.



# CORPORATE GOVERNANCE STATEMENT

As the environment in which the Group operates changes, risks and opportunities also change. Under the ERM Framework, which is developed with reference to the Committee of Sponsoring Organisations of the Treadway Commission (COSO) Model, management of all levels are expected to constantly review the business operations and the environment that the Group operates in to identify risk areas and ensure mitigating measures are promptly developed to address these risks. The ERM Framework outlines the Group's approach to managing enterprise-wide risks and sets out a systematic process for identifying, evaluating, managing and monitoring risks faced by the Group.

Individual business units have different cultures and risk profiles. Hence, each business unit will identify and evaluate its set of risks. As part of the internal audit of each business unit, risk identification, analysis and evaluation exercise will be carried out and treated according to the risk management process as set out in the ERM Framework. The risk owners, internal auditor and management participate in the review process.

The Board has received assurance from the CEO and Chief Financial Officer ("**CFO**") that, as at 30 June 2021:

- a) the Group's financial records have been properly maintained, and the financial statements give a true and fair view of the Group's operations and finances; and
- b) the Group's risk management and internal control systems were adequate and effective to address financial, operational, compliance and information technology risks which the Group considers relevant and material to its operations.

Based on the internal controls established and maintained by the Group, work performed by the internal auditors, reviews performed by management and various Board Committees and assurances received from the CEO and CFO, the Board, with the concurrence of the AC, is of the opinion that the Group's internal control and risk management systems were adequate and effective as at 30 June 2021 to address financial, operational, compliance and information technology risks which the Group considers relevant and material to its operations.

The Board notes that the internal control and risk management systems provide reasonable, but not absolute, assurance that the Group will not be affected by any event that could be reasonably foreseen as it strives to achieve its business objectives. In this respect, the Board also notes that no system can provide absolute assurance against the occurrence of material errors, poor judgment in decision-making, human error, fraud or other irregularities.

## Related Party Transactions

The Company has adopted procedures to comply with all regulations governing related party transactions, and for the periodic review and approval of these transactions by the AC.

Pursuant to Rule 907 of the Listing Manual of the SGX-ST, the aggregate value of interested person transactions entered into by the Group during FY2021 is as follows:

Name of Interested Person	Aggregate value of all interested person transactions during the financial year under review (excluding transactions less than S\$100,000 and transactions conducted under shareholders' mandate pursuant to Rule 920)
Mr Chew Hua Seng	S\$9,530,000

# CORPORATE GOVERNANCE STATEMENT

Note:

- The Company does not have a shareholders' mandate on interested party transactions.
- The nature of interested party transaction is described under Notes 33 of the Financial Statements FY2021.

## Dealings in Securities

The Company has adopted the SGX-ST Best Practices Guide with respect to dealings in securities for the guidance of Directors and employees. Directors and employees of the Group are reminded on a quarterly basis to refrain from dealing in the Company's securities on short-term considerations and to abstain from dealing with the Company's securities for a period commencing two weeks before the announcement of results for the first three quarters and one month before the announcement of the full year results, and ending on the date of the announcement of the relevant results. Directors and employees of the Group are simultaneously reminded that they are also not permitted to deal in the Company's securities at any time when in possession of any unpublished price sensitive information relating to the Group.

## **PRINCIPLE 10: AUDIT COMMITTEE**

The Audit Committee (the "AC") has written terms of reference that are approved by the Board and clearly set out its responsibilities. A former partner or director of the Company's existing auditing firm or auditing corporation cannot act as a member of the Company's AC:

- a) within a period of two years commencing on the date of his ceasing to be a partner of the auditing firm or director of the auditing corporation; and in any case
- b) for as long as he has any financial interest in the auditing firm or auditing corporation.

The AC comprises four members who are all non-executive and independent Directors:

- 1) Mr Lim How Teck, Chairman of AC (Lead Independent Director)
- 2) Mr Ng Kwan Meng (Independent Director)
- 3) Mdm Gan Hui Tin (Independent Director)
- 4) Ms Lim Siew Mun (Independent Director)

Note:

- Mr Teo Cheng Lok John (Independent Director) stepped down as member of AC with effect from 20 May 2021.
- Mr Ng Kwan Meng was appointed as member of AC with effect from 20 May 2021.
- Ms Lim Siew Mun was appointed as an additional member of AC with effect from 1 July 2021.

# CORPORATE GOVERNANCE STATEMENT

The AC meets on a quarterly basis, with further meetings if circumstances require. The Board is of the view that the AC has the requisite financial management expertise and experience to discharge its responsibility properly. The AC is kept abreast by management and the external auditors of changes to accounting standards, the Listing Manual of the SGX-ST and other regulations which could have an impact on the Group's operations and financial statements. Members of the AC also update themselves through relevant publications and by attending relevant seminars and courses.

Please refer to the section on "Board of Directors" in the Annual Report for key information on the AC members, including their academic and professional qualifications.

The AC assists the Board to maintain a high standard of corporate governance, particularly in the areas of effective financial reporting and the adequacy of internal controls system of the Group.

The responsibilities of AC include:

- Review the scope of annual internal and external audit plans, evaluation of internal accounting control systems, audit report, significant internal audit observations and management's responses thereto.
- Review the quarterly and annual financial statements before submission to the Board for approval.
- Review and discuss with external auditors any suspected fraud, irregularities or regulatory breaches which have or likely to have a material impact on the Group's operating results or financial position.
- Evaluate the assistance given by management to the external auditors and discuss issues of concern, if any, arising from interim and final audits or any matters the auditors wish to discuss.
- Review at least annually the adequacy and effectiveness of the internal audit function.
- Review and report to the Board at least annually the adequacy and effectiveness of the Group's internal controls, including financial, operational, compliance and information technology controls (with the assistance of competent external professionals, if necessary).
- Review the scope and results of the external audit, and the independence and objectivity of the external auditors.
- Review any interested person transactions in perspective of Interested Person Transactions Policy and Listing Manual of the SGX-ST.
- Undertake such other reviews and projects as may be requested by the Board and report to the Board its findings from time to time on matters arising and which warrant AC's attention.
- Undertake such other functions and duties as may be required under the AC's Terms of Reference, by statute or the Listing Manual of SGX-ST, and by such amendments made thereto from time to time.

The AC has explicit authority to investigate any matter within its Terms of Reference, and has full access to and co-operation of the management. The AC has the full discretion to invite any Director, executive officer, internal auditors and external auditors to attend its meetings.

# CORPORATE GOVERNANCE STATEMENT

The AC meets with the external auditors, BDO LLP, without the presence of management, at least once a year. The external auditors also have unrestricted access to the AC. The internal auditors, who report to the Chairman of the AC, engage in regular communication with the AC.

## External Auditors

The AC makes recommendations to the Board for the appointment, re-appointment and dismissal of the external auditors, including the remuneration and terms of engagement.

The AC reviews the independence and objectivity of the external auditors through discussions with them as well as a review of the volume and nature of all non-audit services provided by the external auditors during the relevant financial year. The AC is satisfied that the financial, professional and business relationships between the Group and BDO LLP will not prejudice their independence and objectivity and has recommended their re-appointment as external auditors of the Company at the coming AGM.

BDO LLP (the “Auditor”) has rendered an unmodified audit opinion with a Material Uncertainty Related to Going Concern matter in their report (the “Independent Auditor’s Report”) on the audited financial statements of the Group and the Company for the financial year ended 30 June 2021 (“FY2021 Audited Financial Statements”). The relevant extracts of the Independent Auditor’s Report and Note 2.1 to the FY2021 Audited Financial Statements are on pages 74, 89 and 90 of the Annual Report. The Board, based on the mitigating factors set out in Note 2.1, are of the opinion that the net current liabilities position will not likely pose material uncertainty on the ability of the Group and of the Company as a going concern. The Auditor as part of their responsibility included the emphasis of matter paragraph in the Auditor’s Report to draw the users’ attention to this matter as in their judgment, it is fundamental for the users to understand the basis of preparation of the FY2021 Audited Financial Statements. The opinion of the Auditor remains unqualified.

## Whistle-blowing Policy

The Group has a whistle-blowing policy and established procedures which provide well-defined and accessible channels within the Group on the escalation, investigation and follow up of any reported wrong-doing by an employee, customer, vendor or third party.

## Internal audit

The Board and the AC agree that it is important to have a strong professional internal audit function that will enhance the management of risk and safeguard shareholders’ interests. However, the size of the operations of the Group does not warrant having an in-house internal audit function. The internal audit function is outsourced to Baker Tilly Consultancy (Singapore) Pte Ltd.

Baker Tilly Consultancy (Singapore) Pte Ltd is affiliated to Baker Tilly TFW LLP, one of the 10 largest accountancy and business advisory firms in Singapore and also an independent member of Baker Tilly International, the world’s 8th largest accounting and business advisory network. The persons assigned to carry out the internal audits on the Group are well qualified, with certifications such as Chartered Accountant of Singapore, Certified Internal Auditor and Certification in Risk Management Assurance, amongst others. The AC is satisfied that Baker Tilly Consultancy (Singapore) Pte Ltd has adequate resources to perform its functions and also has the appropriate standing within the Company.



# CORPORATE GOVERNANCE STATEMENT

The responsibilities of internal audit include:

- Evaluating the adequacy and effectiveness of the Group's risk management and internal controls systems, including whether there is prompt and accurate recording of transactions and proper safeguarding of assets.
- Reviewing whether the Group complies with relevant laws and regulations and adheres to established policies.
- Reviewing whether management is taking appropriate steps to address control deficiencies.

Baker Tilly Consultancy (Singapore) Pte Ltd has conducted its internal audits on the Group in accordance with internal audit methodology which is aligned with the Standards for the Professional Practice of Internal Auditing set by The Institute of Internal Auditors.

The internal audit has direct access to AC Chairman and would update AC Chairman regularly. The AC reviews annually the adequacy and effectiveness of the internal audit function.

The AC reviews and approves the annual internal audit plans and reviews the scope and results of internal audit procedures issued by the internal auditors. Internal audit has unfettered access to the AC, the Board and senior management, as well as the right to seek information and explanation. Internal audit also has unfettered access to all of the Group's documents, records, properties and personnel. All audit reports are circulated to the AC, the CEO, the external auditors and the relevant senior management representatives. Information on outstanding issues is categorised according to level of concern and high-risk outstanding issues are escalated to senior management for timely resolution.

## IV. SHAREHOLDER RIGHTS AND ENGAGEMENT

### **PRINCIPLE 11: SHAREHOLDER RIGHTS AND CONDUCT OF GENERAL MEETINGS**

#### **Shareholder Rights**

The Group accords all shareholders fair and equitable treatment. The Group is committed to the practice of fair, transparent and timely disclosure of material information to enable shareholders to make informed decisions in respect of their investments in the Company. All price-sensitive information is publicly released prior to any sessions with individual investors or analysts.

Announcements of results and information on new initiatives are published through the SGXNET. Financial results and Annual Reports are announced or issued within the mandatory period. Shareholders can also access information on the Group via the website <https://raffles.education>.

The Company ensures that shareholders have the opportunity to participate effectively and vote at general meetings of shareholders and be informed of the rules, including voting procedures that govern such meetings. Shareholders may download the Annual Report and notice of the general meeting from the Company's website at <https://raffles.education> and SGXNET. The notice of general meeting is also advertised in Business Times on 15 October 2021 and broadcasted on SGXNET.

# CORPORATE GOVERNANCE STATEMENT

The Constitution of the Company allows each shareholder to appoint up to two (2) proxies to attend and vote at general meetings on his/her behalf, unless the shareholder is a relevant intermediary (as defined in Section 181 of the Companies Act). A relevant intermediary is entitled to appoint more than two (2) proxies, but each proxy must be appointed to exercise the rights attached to a different share or shares held by such shareholder.

In view of the COVID-19 pandemic, the General Meeting (AGM 2021) to be held on 30 October 2021 will be held via electronic means pursuant to the COVID-19 (Temporary Measures) Act 2020 and the COVID-19 (Temporary Measures) (Alternative Arrangements for Meetings for Companies, Variable Capital Companies, Business Trusts, Unit Trusts and Debenture Holders) Order 2020. Alternative arrangements relating to attendance at the AGM 2021 via electronic means (including arrangements by which the meeting can be electronically accessed via live audio-visual webcast or live audio-only stream), submission of questions in advance of the AGM 2021, addressing of substantial and relevant questions at the AGM 2021 and voting by appointing the chairman of the meeting as proxy at the AGM 2021, are set out in the Company's announcement dated 15 October 2021.

The Minutes of the AGM which will incorporate substantial and relevant comments or queries from shareholders relating to the agenda of the AGM and responses from the Board and Management will be published on SGXNET and the Company's website at <https://raffles.education>.

## **PRINCIPLE 12: ENGAGEMENT WITH SHAREHOLDERS**

### **Communication with Shareholders**

The Group's investor relations activities promote regular, effective and fair communication with shareholders. All press statements, if any, and quarterly financial statements are published on the Group's website <https://raffles.education> and at SGXNET website.

An investor relations team supports the Chairman and CEO in maintaining a close and active dialogue with institutional investors. Contact details for investors to submit their feedback and queries are provided on the Group's website.

### **Dividend Policy**

The Company does not have a fixed dividend policy. The form, frequency and amount of dividends will depend on the Company's earnings, general financial condition, capital requirements, cash flow, general business condition, development plans and other factors as the Directors may deem appropriate.

### **Conduct of Shareholder Meetings**

The AGM provides shareholders with the opportunity to share their views on matters of the Group and to meet the Board of Directors, including chairpersons of the Board Committees and certain members of senior management. Directors must attend all general meetings of the Company unless prevented by extenuating circumstances. The Group encourages and values shareholders' participation at its general meetings. Representatives from the external auditors of the Company are also present at AGM of the Company to address shareholders' queries.

The Company Secretary prepares Minutes of shareholders' meetings which incorporate substantial and relevant comments or queries from shareholders relating to the agenda of the meetings, and the responses from the Board and management. The Minutes are available to shareholders upon request.

# CORPORATE GOVERNANCE STATEMENT

In accordance with the recommendations contained in the Code and its Guidelines, comprehensive explanatory notes are provided in the notice of meeting on any special business to be transacted and resolutions requiring the approval of shareholders are tabled separately at the Company's general meetings unless they are closely related and are more appropriately dealt with together.

All the resolutions proposed at the Company's general meetings are put to vote by poll. The Company has adopted electronic poll voting which allows the votes cast for or against together with the respective percentages on each resolution to be tallied immediately and displayed live on screen at the general meeting. The same information is also announced after the general meeting via SGXNET.

## V. MANAGING STAKEHOLDERS RELATIONSHIPS

### **PRINCIPLE 13: ENGAGEMENT WITH STAKEHOLDERS**

The Company's material stakeholders are its shareholders, employees and the communities in which its subsidiary companies and institutions of learning operate in. The Company sets the direction for the growth of the organization but it does so in the knowledge of stakeholders' requirements and needs.

The Company regularly seeks its stakeholders' views and expectations through conversations, collaboration and research. By taking an inclusive approach, the Company hopes the stakeholders in turn will have a deeper understanding of the Company's strategic goals, practices and performance.

The environmental, social and governance factors that are material to the Company and its' stakeholders have been identified and are described in the Company's Sustainability Report.

The Company's FY2021 Sustainability Report will be issued by 30 November 2021 and such Report will be made available to shareholders on SGXNET and the Company's website <https://raffles.education> in due course.

Through regular interactions, the Company will manage its relationships with all stakeholders and keep them apprised of the Company's governance, social and environmental concerns. All these efforts will be detailed in the Company's Sustainability Report.

# FINANCIALS

<b>67</b>	Directors' Statement
<b>74</b>	Independent Auditor's Report
<b>81</b>	Statements of Financial Position
<b>82</b>	Consolidated Statement of Comprehensive Income
<b>83</b>	Consolidated Statement of Changes in Equity
<b>85</b>	Statement of Changes in Equity
<b>86</b>	Consolidated Statement of Cash Flows
<b>89</b>	Notes to the Financial Statements
<b>177</b>	Statistics of Shareholdings



# DIRECTORS' STATEMENT

The Directors of Raffles Education Corporation Limited (the "Company") present their statement to the members together with the audited consolidated financial statements of the Company and its subsidiaries (the Group), the statement of changes in equity of the Company for the financial year ended 30 June 2021 and the statement of financial position of the Company as at 30 June 2021.

## 1. Opinion of the Directors

In the opinion of the Board of Directors,

- (a) the consolidated financial statements of the Group and the statement of financial position and statement of changes in equity of the Company together with the notes thereon are properly drawn up so as to give a true and fair view of the consolidated financial position of the Group and the financial position of the Company as at 30 June 2021 and of the consolidated financial performance, consolidated changes in equity and consolidated cash flows of the Group and the changes in equity of the Company for the financial year ended on that date; and
- (b) at the date of this statement and as disclosed in Note 2.1 to the financial statements, there are reasonable grounds to believe that the Company will be able to pay its debts as and when they fall due.

The Board of Directors has on the date of this statement, authorised these financial statements for issue.

## 2. Directors

The Directors of the Company in office at the date of this statement are:

Chew Hua Seng  
Lim How Teck  
Gan Hui Tin  
Joseph He Jun  
Ng Kwan Meng (appointed on 25 February 2021)  
Lim Siew Mun (appointed on 1 July 2021)

## 3. Arrangements to enable Directors to acquire shares and debentures

Except as disclosed in this statement, neither at the end of nor at any time during the financial year was the Company a party to any arrangement whose object was to enable the Directors of the Company to acquire benefits by means of the acquisition of shares in or debentures of the Company or any other body corporate.

# DIRECTORS' STATEMENT

## 4. Directors' interests in shares or debentures

According to the Register of Directors' Shareholdings kept by the Company for the purposes of Section 164 of the Singapore Companies Act, Chapter 50 (the "Act"), none of the Directors who held office at the end of the financial year had any interests in the shares or debentures of the Company or its related corporations except as follows:

	Shareholdings registered in the name of Directors		Shareholdings in which Directors are deemed to have an interest	
	At beginning of the year/ at date of appointment	At end of the year	At beginning of the year/ at date of appointment	At end of the year
<b><i>Interests in Raffles Education Corporation Limited</i></b>				
	<b>Number of ordinary shares</b>			
Chew Hua Seng	428,864,605	428,864,605	34,043,159	34,043,159
Teo Cheng Lok John (resigned on 1 Jul 2021)	361,562	361,562	-	-
Ng Kwan Meng	40	40	55,000	55,000

In accordance with the continuing listing requirements of the Singapore Exchange Securities Trading Limited ("SGX-ST"), the Directors of the Company state that, according to the Register of Directors' Shareholdings, the Directors' interests as at 21 July 2021 in the shares of the Company have not changed from those disclosed as at 30 June 2021.

By virtue of Section 7 of the Act, Chew Hua Seng is deemed to have interests in the shares of all the related corporations of the Company as at the beginning and end of the financial year.

# DIRECTORS' STATEMENT

## 5. Share options and performance shares

### 5.1 Share options

#### (a) Options to take up unissued shares

The Company had, by way of a shareholders' approval at an Extraordinary General Meeting held on 23 March 2011, adopted a new scheme "Raffles Education Corporation Employees' Share Option Scheme (Year 2011)" (the "REC ESOS Scheme").

The REC ESOS Scheme are administered by the Remuneration Committee whose current members are:

Lim How Teck (Chairman)  
Joseph He Jun  
Ng Kwan Meng  
Lim Siew Mun

A member of the Remuneration Committee who is also a Participant of the REC ESOS Scheme must not be involved in its deliberations in respect of options granted or to be granted to him or held by him.

#### **Statutory and other information regarding the REC ESOS Scheme are set out below:**

- (i) The Committee may at its discretion, fix the subscription price at a discount up to 20% off market price, or a price equal to the average of the last dealt market prices for the 5 consecutive market days on which the shares of the Company were traded on the SGX-ST immediately preceding the date of grant of the options.
- (ii) Consideration for the grant of an option is \$1.00.
- (iii) Options can be exercised 1 year after grant for market price options and 2 years for discounted options.
- (iv) Options granted will expire after 5 years for participants not holding a salaried office or employment in the Group, and 10 years for employees of the Group.
- (v) Options granted will lapse when participant ceases to be a full-time employee with the Group, subject to certain exceptions at the discretion of the Company.
- (vi) The aggregate number of shares over which options may be granted on any date, when added to the number of shares issued and issuable in respect of all options granted under the REC ESOS Scheme, shall not exceed 15% of the total number of issued shares excluding treasury shares of the Company on the day preceding that date of grant.

# DIRECTORS' STATEMENT

## 5. Share options and performance shares (Continued)

### 5.1 Share options (Continued)

- (b) Unissued shares under option and options exercised

Under the REC ESOS Scheme, share options granted, exercised and cancelled during the financial year and outstanding as at 30 June 2021 were as follows:

Date of grant	At 1 July 2020				Exercise price \$	Exercise period
	Or date of grant, whichever is later	Expired/ cancelled	Balance as at 30 June 2021	Exercised		
	('000)	('000)	('000)	('000)		
<b>REC ESOS Scheme</b>						
24 March 2011	15	(15)	-	-	0.780	24 March 2012 to 23 March 2021
14 September 2018	1,287	(277)	1,010	-	0.148	14 September 2019 to 13 September 2028
14 September 2018	1,287	(277)	1,010	-	0.148	14 September 2020 to 13 September 2028
	2,589	(569)	2,020	-		



# DIRECTORS' STATEMENT

## 5. Share options and performance shares (Continued)

### 5.1 Share options (Continued)

- (c) Share options pursuant to the REC ESOS Scheme (the "Schemes")

Aggregate options granted to Directors and controlling shareholders of the Company under the Schemes since their commencement, adjusted for and share consolidation in financial year 2011, are as follows:

	Options granted during the financial year ended 30 June 2021 ('000)	Aggregate options granted since the commencement of the Schemes to 30 June 2021 ('000)	Aggregate options exercised/ cancelled since the commencement of the Schemes to 30 June 2021 ('000)	Aggregate options outstanding as at 30 June 2021 ('000)
Chew Hua Seng	-	1,500	(1,500)	-
Doris Chung Gim Lian*	-	300	(300)	-
	-	1,800	(1,800)	-

\* Ms Doris Chung Gim Lian is the spouse of Mr Chew Hua Seng.

# DIRECTORS' STATEMENT

## 5. Share options and performance shares (Continued)

### 5.1 Share options (Continued)

- (d) During the financial year, no options were granted at a discount to market price.
- (e) During the financial year, no participant received 5% or more of the total number of options, available under the Schemes.
- (f) There were no options granted to participants who are controlling shareholders of the Company and their associates except for options granted to Chew Hua Seng and Doris Chung Gim Lian, as disclosed above.
- (g) These options do not entitle the holder to participate by virtue of the options, in any share issue of any other corporations.

Save as disclosed above, there were no unissued shares of the Company or its subsidiary corporations under options as at the end of the financial year.

## 6. Audit Committee

The members of the Audit Committee as at the end of the financial year and at the date of this statement are:

Lim How Teck (Chairman)  
Ng Kwan Meng  
Gan Hui Tin  
Lim Siew Mun

The Audit Committee performs the functions specified in Section 201B(5) of the Act. In performing those functions, the Audit Committee reviewed:

- the scope and the results of internal audit procedures with the internal auditors;
- the audit plans and the overall scope of examination by the external auditor of the Group;
- the independence of the external auditor of the Company and the nature and extent of non-audit services provided by the external auditor;
- the assistance provided by the Company's officers to the external auditor; and
- the consolidated financial statements of the Group and the statement of financial position and statement of changes in equity of the Company for the financial year ended 30 June 2021, as well as the independent auditor's report on these financial statements thereon prior to submission to the Directors of the Company for adoption.

The Audit Committee has recommended to the Board of Directors the nomination of BDO LLP, for re-appointment as external auditor of the Company at the forthcoming Annual General Meeting.

# DIRECTORS' STATEMENT

## 7. Independent auditor

The independent auditor, BDO LLP, has expressed its willingness to accept re-appointment.

On behalf of the Board of Directors

---

**Chew Hua Seng**

Director

Singapore

8 October 2021

---

**Lim How Teck**

Director

# INDEPENDENT AUDITOR'S REPORT

TO THE MEMBERS OF RAFFLES EDUCATION CORPORATION LIMITED

## Report on the Audit of the Financial Statements

### Opinion

We have audited the financial statements of Raffles Education Corporation Limited (the "Company") and its subsidiaries (the "Group"), as set out on page 81 to 176, which comprise:

- the consolidated statement of financial position of the Group and the statement of financial position of the Company as at 30 June 2021;
- the consolidated statement of comprehensive income, consolidated statement of changes in equity, and consolidated statement of cash flows of the Group and the statement of changes in equity of the Company for the financial year then ended; and
- notes to the financial statements, including a summary of significant accounting policies.

In our opinion, the accompanying consolidated financial statements of the Group and the statement of financial position and statement of changes in equity of the Company are properly drawn up in accordance with the provisions of the Companies Act, Chapter 50 (the "Act") and Singapore Financial Reporting Standards (International) ("SFRS(I)s") so as to give a true and fair view of the consolidated financial position of the Group and the financial position of the Company as at 30 June 2021, and of its consolidated financial performance, consolidated changes in equity and consolidated cash flows of the Group and the changes in equity of the Company for the financial year ended on that date.

### Basis for Opinion

We conducted our audit in accordance with Singapore Standards on Auditing ("SSAs"). Our responsibilities under those standards are further described in the *Auditor's Responsibilities for the Audit of the Financial Statements* section of our report. We are independent of the Group in accordance with the Accounting and Corporate Regulatory Authority ("ACRA") Code of Professional Conduct and Ethics for Public Accountants and Accounting Entities ("ACRA Code") together with the ethical requirements that are relevant to our audit of the financial statements in Singapore, and we have fulfilled our other ethical responsibilities in accordance with these requirements and the ACRA Code. We believe that the audit evidence we have obtained is sufficient and appropriate to provide a basis for our opinion.

### Material Uncertainty Related to Going Concern

We draw attention to Note 2.1 in the financial statements, which indicates that as of 30 June 2021, the Group's and the Company's current liabilities exceeded its current assets by \$196.4 million and \$96.8 million respectively. As stated in Note 2.1, these events or conditions, along with other matters as set forth in Note 2.1, indicate that a material uncertainty exists that may cast significant doubt on the ability of the Group and of the Company to continue as going concerns. Our opinion is not modified in respect of this matter.

### Key Audit Matters

Key audit matters are those matters that, in our professional judgement, were of most significance in our audit of the financial statements for the financial year ended 30 June 2021. These matters were addressed in the context of our audit of the financial statements as a whole, and in forming our opinion thereon, and we do not provide a separate opinion on these matters. In addition to the matters described in the Material Uncertainty Related to Going Concern section, we have determined the matters described below to be the key audit matter to be communicated in our report.



# INDEPENDENT AUDITOR'S REPORT

TO THE MEMBERS OF RAFFLES EDUCATION CORPORATION LIMITED

KEY AUDIT MATTER	AUDIT RESPONSE
<p><b>1 Impairment assessment of goodwill</b></p> <p>As at 30 June 2021, the Group's goodwill amounted to \$ 110,485,000 which had been mainly allocated to three cash-generating-units ("CGUs") including China Education Limited, Wanbo Institute of Science &amp; Technology ("Wanbo") and Raffles College of Higher Education Sdn. Bhd. In accordance with SFRS(I) 1-36 <i>Impairment of Assets</i>, the Group is required to test goodwill for impairment annually or more frequently if there is any indication that the goodwill have been allocated to respective CGUs may be impaired.</p> <p>Management applied the value-in-use (discounted cash flow forecasts) method to determine the recoverable amount of respective CGUs. Any shortfall between the recoverable amount and the carrying amount of the CGUs would be recognised as impairment losses.</p> <p>We have determined the impairment assessment of goodwill allocated to respective CGUs to be a key audit matter as significant judgements and estimates are involved with regard to the key assumptions such as revenue growth rate and discount rate used in the discounted cash flow forecast prepared by management.</p>	<p>Our procedures included amongst other, the following:</p> <ul style="list-style-type: none"> <li>• Evaluated the reasonableness of the key assumptions made by management in preparing the discounted cash flows by performing analytical procedures and comparing the revenue growth rates against historical performance and industry outlook including assessing the assumptions over the impact of Covid-19;</li> <li>• Engaged our internal valuation specialist to evaluate the appropriateness of the value-in-use calculation model and reasonableness of the discount rates used by management against market data, as appropriate;</li> <li>• Performed sensitivity analysis around the key assumptions, including the revenue growth rate and discount rate used in cash flow forecast; and</li> <li>• Assessed the adequacy of the related disclosures in the financial statements.</li> </ul>
<p>Refer to Note 2.7(i), 3.2(i) and 11 of the accompanying financial statements.</p>	

# INDEPENDENT AUDITOR'S REPORT

TO THE MEMBERS OF RAFFLES EDUCATION CORPORATION LIMITED

KEY AUDIT MATTER	AUDIT RESPONSE
<p><b>2 Valuation of investment properties</b></p> <p>As at 30 June 2021, the Group's investment properties amounted to \$433,873,000 and represented 31% of the Group's total assets. The Group recorded fair value gain on investment properties of \$13,839,000 during the financial year. The Group's investment properties are stated at fair value based on valuation performed by independent professional valuation specialists. The fair value of investment properties was derived using the direct comparison and income approach. Details of the valuation methodologies used are disclosed in Note 6 to the financial statements.</p> <p>The valuation process involves significant judgement in determining the appropriate valuation methodologies to be applied and these are underpinned by a number of key assumptions which included capitalisation rate, monthly rental rate and price per square metre. Changes to these key assumptions may have a significant impact to the valuation.</p> <p>We have determined the valuation of investment properties as a key audit matter due to the significance of the carrying amount and fair value gain to the financial statements as a whole, as well as the significant estimates and judgements associated with the valuation.</p>	<p>Our procedures included amongst other, the following:</p> <ul style="list-style-type: none"><li>Assessed the competency, capabilities and objectivity of the independent professional valuation specialists, including obtaining an understanding of the specialists' scope of work and the terms of engagement;</li><li>Read the valuation reports issued by the independent professional valuation specialists to understand and evaluate the appropriateness of the valuation methodologies used;</li><li>Assessed the reasonableness of the key assumptions made by comparing the price per square metre, monthly rental rate and capitalisation rate to market rates, rental agreements and market data, as appropriate; and</li><li>Assessed the adequacy of the related disclosures in the financial statements.</li></ul>
<p>Refer to Note 2.6, 3.2(ii) and 6 of the accompanying financial statements.</p>	

# INDEPENDENT AUDITOR'S REPORT

TO THE MEMBERS OF RAFFLES EDUCATION CORPORATION LIMITED

KEY AUDIT MATTER	AUDIT RESPONSE
<p><b>3 Compulsory sale of land held by Wanbo Institute of Science &amp; Technology and Hefei Lanjing Science and Trade Co., Ltd.</b></p> <p>The Group's wholly owned subsidiaries, Wanbo Institute of Science &amp; Technology ("WIST") and Hefei Lanjing Science and Trade Co., Ltd. ("HLST") entered into an agreement with the relevant government authority in relation to Hefei City Authority's compulsory acquisition of WIST's and HLST's land for a total compensation consideration of RMB432.6 million.</p> <p>During the financial year, the Group recognised gain on disposal of land amounting to \$28.4 million and corresponding deferred tax liability of \$7.6 million.</p> <p>We have determined the accounting of compulsory sale of land held by WIST and HLST as a key audit matter due to the significance of the gain on disposal to the financial statements, as well as the significant estimates associated with the allocation of compensation consideration between WIST and HLST, and recognition of corresponding deferred tax liabilities.</p>	<p>Our procedures included amongst other, the following:</p> <ul style="list-style-type: none"><li>• Reviewed the Compulsory Acquisition Agreement signed between WIST, HLST and Hefei City Authority;</li><li>• Assessed the reasonableness of the allocation of the compensation consideration by comparing to recent relevant market data in the vicinity, as appropriate;</li><li>• Reviewed management's computation and accounting of gain on disposal of the land; and</li><li>• Reviewed management's computation of deferred tax liabilities and engaged our internal tax specialist to evaluate the reasonableness of the deferred tax provided by management; and</li><li>• Assessed the adequacy of the relevant disclosures in the financial statements.</li></ul>
<p>Refer to Note 3.2(vi) and 14 of the accompanying financial statements.</p>	

# INDEPENDENT AUDITOR'S REPORT

TO THE MEMBERS OF RAFFLES EDUCATION CORPORATION LIMITED

## Other Information

Management is responsible for the other information. The other information comprises the information included in the annual report, but does not include the financial statements and our auditor's report thereon.

Our opinion on the financial statements does not cover the other information and we do not express any form of assurance conclusion thereon.

In connection with our audit of the financial statements, our responsibility is to read the other information and, in doing so, consider whether the other information is materially inconsistent with the financial statements or our knowledge obtained in the audit or otherwise appears to be materially misstated. If, based on the work we have performed, we conclude that there is a material misstatement of this other information, we are required to report that fact. We have nothing to report in this regard.

## Responsibilities of Management and Directors for the Financial Statements

Management is responsible for the preparation of financial statements that give a true and fair view in accordance with the provisions of the Act and SFRS(I)s, and for devising and maintaining a system of internal accounting controls sufficient to provide a reasonable assurance that assets are safeguarded against loss from unauthorised use or disposition; and transactions are properly authorised and that they are recorded as necessary to permit the preparation of true and fair financial statements and to maintain accountability of assets.

In preparing the financial statements, management is responsible for assessing the Group's ability to continue as a going concern, disclosing, as applicable, matters related to going concern and using the going concern basis of accounting unless management either intends to liquidate the Group or to cease operations, or has no realistic alternative but to do so.

The Directors' responsibilities include overseeing the Group's financial reporting process.

# INDEPENDENT AUDITOR'S REPORT

TO THE MEMBERS OF RAFFLES EDUCATION CORPORATION LIMITED

## Auditor's Responsibilities for the Audit of the Financial Statements

Our objectives are to obtain reasonable assurance about whether the financial statements as a whole are free from material misstatement, whether due to fraud or error, and to issue an auditor's report that includes our opinion. Reasonable assurance is a high level of assurance, but is not a guarantee that an audit conducted in accordance with SSAs will always detect a material misstatement when it exists. Misstatements can arise from fraud or error and are considered material if, individually or in the aggregate, they could reasonably be expected to influence the economic decisions of users taken on the basis of these financial statements.

As part of an audit in accordance with SSAs, we exercise professional judgement and maintain professional scepticism throughout the audit. We also:

- Identify and assess the risks of material misstatement of the financial statements, whether due to fraud or error, design and perform audit procedures responsive to those risks, and obtain audit evidence that is sufficient and appropriate to provide a basis for our opinion. The risk of not detecting a material misstatement resulting from fraud is higher than for one resulting from error, as fraud may involve collusion, forgery, intentional omissions, misrepresentations, or the override of internal control.
- Obtain an understanding of internal control relevant to the audit in order to design audit procedures that are appropriate in the circumstances, but not for the purpose of expressing an opinion on the effectiveness of the Group's internal control.
- Evaluate the appropriateness of accounting policies used and the reasonableness of accounting estimates and related disclosures made by management.
- Conclude on the appropriateness of management's use of the going concern basis of accounting and, based on the audit evidence obtained, whether a material uncertainty exists related to events or conditions that may cast significant doubt on the Group's ability to continue as a going concern. If we conclude that a material uncertainty exists, we are required to draw attention in our auditor's report to the related disclosures in the financial statements or, if such disclosures are inadequate, to modify our opinion. Our conclusions are based on the audit evidence obtained up to the date of our auditor's report. However, future events or conditions may cause the Group to cease to continue as a going concern.
- Evaluate the overall presentation, structure and content of the financial statements, including the disclosures, and whether the financial statements represent the underlying transactions and events in a manner that achieves fair presentation.
- Obtain sufficient appropriate audit evidence regarding the financial information of the entities or business activities within the Group to express an opinion on the consolidated financial statements. We are responsible for the direction, supervision and performance of the group audit. We remain solely responsible for our audit opinion.

We communicate with the Directors regarding, among other matters, the planned scope and timing of the audit and significant audit findings, including any significant deficiencies in internal control that we identify during our audit.



# INDEPENDENT AUDITOR'S REPORT

TO THE MEMBERS OF RAFFLES EDUCATION CORPORATION LIMITED

## **Auditor's Responsibilities for the Audit of the Financial Statements** (Continued)

We also provide the Directors with a statement that we have complied with relevant ethical requirements regarding independence, and to communicate with them all relationships and other matters that may reasonably be thought to bear on our independence, and where applicable, related safeguards.

From the matters communicated with the Directors, we determine those matters that were of most significance in the audit of the financial statements of the current period and are therefore the key audit matters. We describe these matters in our auditor's report unless law or regulation precludes public disclosure about the matter or when, in extremely rare circumstances, we determine that a matter should not be communicated in our report because the adverse consequences of doing so would reasonably be expected to outweigh the public interest benefits of such communication.

## **Report on Other Legal and Regulatory Requirements**

In our opinion, the accounting and other records required by the Act to be kept by the Company and by those subsidiary corporations incorporated in Singapore of which we are the auditors have been properly kept in accordance with the provisions of the Act.

The engagement partner on the audit resulting in this independent auditor's report is Ng Kian Hui.

### **BDO LLP**

Public Accountants and  
Chartered Accountants

Singapore  
8 October 2021

# STATEMENTS OF FINANCIAL POSITION

AS AT 30 JUNE 2021

		Group		Company	
	Note	2021 \$'000	2020 \$'000	2021 \$'000	2020 \$'000
<b>Non-current assets</b>					
Property, plant and equipment	4	598,286	462,830	9	10
Right-of-use assets	5	4,541	5,292	-	-
Investment properties	6	433,873	405,407	-	-
Investments in subsidiaries	7	-	-	442,737	478,488
Investments in joint ventures	8	3,712	970	-	-
Investments in associates	9	6,079	49,758	-	-
Intangible assets	11	111,155	105,684	97	106
Deferred tax assets	18	1,381	1,720	-	-
Other receivables	12	4,068	1,000	35,987	36,373
Restricted bank balances	13	2,043	3,745	-	-
		<u>1,165,138</u>	<u>1,036,406</u>	<u>478,830</u>	<u>514,977</u>
<b>Current assets</b>					
Inventories		81	96	-	-
Trade and other receivables	12	106,879	102,680	216,531	223,187
Cash and bank balances	13	84,929	34,607	493	211
		<u>191,889</u>	<u>137,383</u>	<u>217,024</u>	<u>223,398</u>
Non-current assets held for sale	14	25,303	-	-	-
		<u>217,192</u>	<u>137,383</u>	<u>217,024</u>	<u>223,398</u>
Less:					
<b>Current liabilities</b>					
Trade and other payables	15	86,945	46,518	277,988	313,580
Course fees received in advance	22	13,756	13,243	-	-
Education facilities rental service received in advance		1,129	1,454	-	-
Income tax payables		10,486	10,018	51	51
Borrowings	16	299,197	161,414	35,738	32,005
Lease liabilities	17	2,112	1,679	-	-
		<u>413,625</u>	<u>234,326</u>	<u>313,777</u>	<u>345,636</u>
<b>Net current liabilities</b>		<u>(196,433)</u>	<u>(96,943)</u>	<u>(96,753)</u>	<u>(122,238)</u>
Less:					
<b>Non-current liabilities</b>					
Other payables	15	16,133	23,971	-	-
Borrowings	16	92,175	173,252	21,185	5,000
Lease liabilities	17	2,529	3,675	-	-
Deferred tax liabilities	18	74,351	56,983	-	-
		<u>185,188</u>	<u>257,881</u>	<u>21,185</u>	<u>5,000</u>
<b>Net assets</b>		<u>783,517</u>	<u>681,582</u>	<u>360,892</u>	<u>387,739</u>
<b>Equity</b>					
Share capital	19	554,337	554,337	554,337	554,337
Treasury shares	20	(39,683)	(39,683)	(39,683)	(39,683)
Accumulated profits/(losses) and other reserves	21	156,726	103,157	(153,762)	(126,915)
Equity attributable to equity holders of the Company		<u>671,380</u>	<u>617,811</u>	<u>360,892</u>	<u>387,739</u>
Non-controlling interests		112,137	63,771	-	-
<b>Total equity</b>		<u>783,517</u>	<u>681,582</u>	<u>360,892</u>	<u>387,739</u>

The accompanying notes form an integral part of these financial statements.

# CONSOLIDATED STATEMENT OF COMPREHENSIVE INCOME

FOR THE FINANCIAL YEAR ENDED 30 JUNE 2021

	Note	2021 \$'000	2020 \$'000
Revenue	22	97,729	100,477
Interest income	23	1,336	4,032
Other operating income	24	36,020	7,929
Personnel expenses	25	(41,552)	(42,004)
Other operating expenses		(47,487)	(44,831)
Depreciation and amortisation expenses		(18,209)	(15,932)
Reversal of loss allowance/(loss allowance) on trade receivables	12	2	(28)
Reversal of impairment/(impairment) of investments in associates	9	1,428	(1,905)
Fair value gain on investment properties, net	6	13,839	3,180
Finance costs	26	(17,915)	(16,708)
Share of results of joint ventures, net of tax		2,742	(16)
Share of results of associates, net of tax		1,946	(1,564)
Profit/(loss) before income tax	27	29,879	(7,370)
Income tax expense	28	(13,215)	(6,967)
Profit/(loss) after income tax		<u>16,664</u>	<u>(14,337)</u>
<b>Other comprehensive income, net of tax</b>			
<b>Items that will not be reclassified subsequently to profit or loss:</b>			
Net change in fair value of financial assets at FVOCI	10	-	4
<b>Items that may be reclassified subsequently to profit or loss:</b>			
Currency exchange differences arising on translating foreign operations		41,633	2,455
Total other comprehensive income, net of tax		<u>41,633</u>	<u>2,459</u>
Total comprehensive income/(loss) for the financial year		<u>58,297</u>	<u>(11,878)</u>
Attributable to:			
Equity holders of the Company		16,386	(16,426)
Non-controlling interests		278	2,089
Net profit/(loss) for the financial year		<u>16,664</u>	<u>(14,337)</u>
Attributable to:			
Equity holders of the Company		53,559	(14,104)
Non-controlling interests		4,738	2,226
Total comprehensive income/(loss) for the financial year		<u>58,297</u>	<u>(11,878)</u>
Earnings/(loss) per share (cents)			
- Basic	29	<u>1.19</u>	<u>(1.19)</u>
- Diluted	29	<u>1.19</u>	<u>(1.19)</u>

The accompanying notes form an integral part of these financial statements.

# CONSOLIDATED STATEMENT OF CHANGES IN EQUITY

FOR THE FINANCIAL YEAR ENDED 30 JUNE 2021

Group	Note	Attributable to equity holders of the Company							
		Share capital \$'000	Treasury shares \$'000	Revaluation reserve \$'000	Fair value reserve \$'000	Foreign currency translation reserve \$'000	Share-based payments reserve \$'000	Accumulated profits \$'000	Total equity \$'000
Balance as at 1 July 2020		554,337	(39,683)	8,304	-	(23,308)	2,632	115,529	681,582
Net profit for the year		-	-	-	-	-	-	16,386	16,664
Other comprehensive income		-	-	-	-	37,173	-	-	41,633
Total comprehensive income for the year		-	-	-	-	37,173	-	16,386	58,297
Share-based payment	25	-	-	-	-	-	10	-	10
Acquisition of a subsidiary with non-controlling interest	7	-	-	-	-	-	-	-	43,628
Balance at 30 June 2021		554,337	(39,683)	8,304	-	13,865	2,642	131,915	783,517

The accompanying notes form an integral part of these financial statements.

# CONSOLIDATED STATEMENT OF CHANGES IN EQUITY

FOR THE FINANCIAL YEAR ENDED 30 JUNE 2021

Attributable to equity holders of the Company										
	Share capital \$'000	Treasury shares \$'000	Revaluation reserve \$'000	Fair value reserve \$'000	Foreign currency translation reserve \$'000	Share-based payments reserve \$'000	Accumulated profits \$'000	Total \$'000	Non-controlling interests \$'000	Total equity \$'000
<b>Group</b>										
Balance as at 1 July 2019	554,337	(39,683)	20,151	15	(25,635)	2,584	123,036	634,805	61,253	696,058
Net loss for the year	-	-	-	-	-	-	(16,426)	(16,426)	2,089	(14,337)
Other comprehensive income	-	-	-	4	2,318	-	-	2,322	137	2,459
Total comprehensive income/(loss) for the year	-	-	-	4	2,318	-	(16,426)	(14,104)	2,226	(11,878)
Disposal of financial assets at FVOCI	10	-	-	(19)	-	-	19	-	-	-
Share-based payment	25	-	-	-	-	48	-	48	-	48
Contribution from non-controlling interests in a subsidiary	-	-	-	-	-	-	-	-	572	572
Assignment of rights of dividend from non-controlling interest in a subsidiary	7	-	-	-	9	-	(2,947)	(2,938)	(370)	(3,308)
Acquisition of a subsidiary with non-controlling interest	7	-	-	-	-	-	-	-	90	90
Disposal of investment properties	-	-	(11,847)	-	-	-	11,847	-	-	-
Balance at 30 June 2020	554,337	(39,683)	8,304	-	(23,308)	2,632	115,529	617,811	63,771	681,582

The accompanying notes form an integral part of these financial statements.



# STATEMENT OF CHANGES IN EQUITY

FOR THE FINANCIAL YEAR ENDED 30 JUNE 2021

	Share capital \$'000	Treasury shares \$'000	Share- based payments reserve \$'000	Accumulated losses \$'000	Total equity \$'000
<b>Company</b>					
Balance at 1 July 2020	554,337	(39,683)	2,632	(129,547)	387,739
Total comprehensive income	-	-	-	(26,857)	(26,857)
Share-based payment	-	-	10	-	10
Balance at 30 June 2021	554,337	(39,683)	2,642	(156,404)	360,892
Balance at 1 July 2019	554,337	(39,683)	2,584	(135,361)	381,877
Total comprehensive income	-	-	-	5,814	5,814
Share-based payment	-	-	48	-	48
Balance at 30 June 2020	554,337	(39,683)	2,632	(129,547)	387,739

*The accompanying notes form an integral part of these financial statements.*

# CONSOLIDATED STATEMENT OF CASH FLOWS

FOR THE FINANCIAL YEAR ENDED 30 JUNE 2021

	Note	2021 \$'000	2020 \$'000
<b>Operating activities</b>			
Profit/(loss) before income tax		29,879	(7,370)
Adjustments for:			
Depreciation for property, plant and equipment	4	16,269	13,398
Fair value gain on investment properties, net	6	(13,839)	(3,180)
Amortisation of right-of-use assets	5	1,595	2,063
(Reversal of loss allowance)/loss allowance on trade receivables	12	(2)	28
Net bargain purchase on acquisition of a subsidiary	24	(3,257)	(8)
(Reversal of impairment)/impairment loss on investments in associates	9	(1,428)	1,905
Loss/(gain) on disposal of investment properties	27, 24	156	(1,928)
Amortisation of intangible assets	11	345	471
Bad trade receivables written off	27	479	198
Finance costs	26	17,915	16,708
Interest income	23	(1,336)	(4,032)
Gain on disposal of non-current assets held for sale	14	(28,427)	-
Loss/ (gain) on disposal of property, plant and equipment, net	27	31	(14)
Gain on lease modification	24	(124)	-
Property, plant and equipment written off	27	3	155
Intangible assets written off	27	-	370
Write back of accrued capital expenditure	24	(1,632)	-
Share-based payment	25	10	48
Share of results of joint ventures		(2,742)	16
Share of results of associates		(1,946)	1,564
Unrealised foreign exchange losses		11,782	850
Operating cash flows before movements in working capital		23,731	21,242
Inventories		15	45
Trade and other receivables		(2,282)	(2,560)
Course fees received in advance		513	794
Education facilities rental service received in advance		(325)	278
Trade and other payables		4,151	4,988
Cash generated from operations		25,803	24,787
Interest paid		(11,293)	(14,978)
Interest received		645	1,243
Income tax paid, net		(953)	(1,355)
Net cash generated from operating activities		14,202	9,697

*The accompanying notes form an integral part of these financial statements.*

# CONSOLIDATED STATEMENT OF CASH FLOWS

FOR THE FINANCIAL YEAR ENDED 30 JUNE 2021

	Note	2021 \$'000	2020 \$'000
<b>Investing activities</b>			
Additions of intangible assets	11	(12)	(47)
Payments for property, plant and equipment	A	(27,246)	(19,523)
Additions of investment properties	B	(1,732)	(15,179)
Acquisition of subsidiary	7	(50,085)	-
Proceeds from disposal of subsidiary	12	4,073	16,561
Proceeds from disposal of non-current assets held for sale		44,050	-
Proceeds from disposal of property, plant and equipment		28	69
Proceeds from disposal of investment properties		585	71,405
Proceeds from disposal of right-of-use assets		6	-
Proceed from sales of financial assets at FVOCI	10	-	610
Payment for assignment of rights of dividend from non-controlling interest in a subsidiary	7	-	(6,600)
Return of capital from an associate	9	1,187	-
Net cash (used in)/generated from investing activities		(29,146)	47,296
<b>Financing activities</b>			
(Increase)/decrease in bank balances pledged and restricted cash, net		(25,169)	649
Loan from/(repayment of loan to) a director, net	15	4,887	(9,892)
Drawdown of bank borrowings	C	73,454	31,587
Repayment of bank borrowings	C	(15,168)	(77,228)
Contribution from non-controlling interest		-	572
Repayment of principal portion of lease liabilities	17	(1,474)	(1,893)
Repayment of interest portion of lease liabilities	17	(256)	(340)
Net cash generated from/(used in) financing activities		36,274	(56,545)
Net change in cash and cash equivalents		21,330	448
Cash and cash equivalents at beginning of financial year		8,197	7,749
<b>Cash and cash equivalents at end of financial year</b>	13	29,527	8,197

The accompanying notes form an integral part of these financial statements.

# CONSOLIDATED STATEMENT OF CASH FLOWS

FOR THE FINANCIAL YEAR ENDED 30 JUNE 2021

	Note	2021 \$'000	2020 \$'000
<b>Note A</b>			
Additions of property, plant and equipment	4	20,769	10,935
(Increase)/decrease in other payables in relation to property, plant and equipment		1,938	8,588
Advance payment for construction		4,539	-
Payments for property, plant and equipment per consolidated statement of cash flows		<u>27,246</u>	<u>19,523</u>
<b>Note B</b>			
Additions of investment properties	6	1,066	12,426
Increase in deposits in relation to investment properties		666	2,257
Decrease in other payables in relation to investment properties		-	496
Additions of investment properties per consolidated statement of cash flows		<u>1,732</u>	<u>15,179</u>

## Note C: Reconciliation of liabilities arising from financing activities

	2020 \$'000	Cash flows \$'000	Non-cash changes		2021 \$'000
			Foreign currency realignment \$'000	Amortisation of transaction costs \$'000	
Borrowings (Note 16)	334,666	58,286	(1,691)	111	391,372
	2019 \$'000	Cash flows \$'000	Non-cash changes		2020 \$'000
			Foreign currency realignment \$'000	Amortisation of transaction costs \$'000	
Borrowings (Note 16)	380,071	(45,641)	124	112	334,666

The accompanying notes form an integral part of these financial statements.

# NOTES TO THE FINANCIAL STATEMENTS

FOR THE FINANCIAL YEAR ENDED 30 JUNE 2021

## 1. General corporate information

Raffles Education Corporation Limited (the “Company”) is incorporated and domiciled in the Republic of Singapore (Registration Number: 199400712N), and its registered office and principal place of business at 51 Merchant Road, Raffles Education Square, Singapore 058283. The Company is listed on the Singapore Exchange Securities Trading Limited (“SGX-ST”).

The principal activities of the Company are those of an investment holding and provision of business and management consultancy services.

The principal activities of significant subsidiaries are set out in Note 7 to the financial statements.

The consolidated financial statements relate to the Company and its subsidiaries (collectively referred to as the “Group”) and the Group’s interests in associates and joint ventures.

## 2. Significant accounting policies

### 2.1 Basis of preparation

The financial statements have been prepared in accordance with the Singapore Financial Reporting Standards (International) (“SFRS(I)s”) under the historical cost convention, except as disclosed in the accounting policies below.

The individual financial statements of each entity within the Group are measured and presented in the currency of primary economic environment in which the entity operates (its functional currency). The consolidated financial statements of the Group and the statement of financial position and statement of changes in equity of the Company are presented in Singapore dollar (“\$”) which is the functional currency of the Company and the presentation currency for the consolidated financial statements and all values presented are rounded to the nearest thousand (“\$’000”) as indicated unless otherwise stated.

#### Going concern

As at 30 June 2021, the Group’s and the Company’s current liabilities exceeded its current assets by \$196.4 million and \$96.8 million respectively. Following Affin Bank Berhad’s (“Affin Bank”) writs and statements of claim, all of the borrowings from Affin Bank together with all other bank borrowings with possible cross default were classified as current borrowings as at 30 June 2021 (Note 16). These conditions indicate that a material uncertainty exists that may cast significant doubt on the ability of the Group and of the Company to continue as a going concern.



# NOTES TO THE FINANCIAL STATEMENTS

FOR THE FINANCIAL YEAR ENDED 30 JUNE 2021

## 2. Significant accounting policies (Continued)

### 2.1 Basis of preparation (Continued)

#### Going concern (Continued)

However, the directors are of the view that the financial statements of the Group and the Company have been prepared on a going concern basis after taking into account the following:

- (i) The Group has reached a settlement with Affin Bank under the Writs and Affin Bank has discontinued the Writs (Note 16);
- (ii) Collection of receivables arising from the disposal of Langfang Development Zone Oriental University City Sino-Singapore Education Investment Co., Ltd ("LDZ Sino-Singapore Education Investment") (Note 12);
- (iii) Positive cash flow generation from its operations based on the cash flow forecast that covers a period of at least 12 months from 30 June 2021;
- (iv) Collection of consideration from the disposal of Wanbo Institute of Science & Technology's land and buildings is expected before 30 November 2021 (Note 4 and Note 14);
- (v) The Group's ability to realise certain of its assets;
- (vi) The Group is confident that the lenders will continue to give support to the Group; and
- (vii) The Group's ability to refinance its existing borrowings when necessary.

Should the Group and the Company be unable to achieve the above-mentioned plans and measures and operate as a going concern, adjustments may have to be made to reflect the situation that assets may need to be realised other than in the normal course of business and at amounts which may differ significantly from the amounts at which they are currently recorded in the financial statements and to provide for any future liabilities which might arise. In addition, the Group and the Company may have to reclassify non-current assets and liabilities as current assets and liabilities respectively. Such adjustments have not been made to the financial statements.

#### Changes in accounting policies

##### *New standards, amendments and interpretations effective from 1 July 2020*

The standards, amendments to standards, and interpretations, issued by Accounting Standards Council Singapore ("ASC") that will apply for the first time by the Group are not expected to impact the Group as they are either not relevant to the Group's business activities or require accounting which is consistent with the Group's current accounting policies, except as detailed below.

# NOTES TO THE FINANCIAL STATEMENTS

FOR THE FINANCIAL YEAR ENDED 30 JUNE 2021

## 2. Significant accounting policies (Continued)

### 2.1 Basis of preparation (Continued)

#### Changes in accounting policies (Continued)

##### **Amendments to SFRS(I) 3 *Business Combinations*: Definition of a Business**

These amendments make changes to Appendix A Defined terms, the application guidance, and the illustrative examples of SFRS(I) 3 *Business Combinations* only. It clarifies that to be considered a business, an acquired set of activities and assets must include, at a minimum, an input and a substantive process that together significantly contribute to the ability to create outputs. The definitions of a business and of outputs focus on goods and services provided to customers and the reference to an ability to reduce costs has been removed. The amendments add guidance and illustrative examples to help entities assess whether a substantive process has been acquired. The assessment of whether market participants are capable of replacing any missing inputs or processes and continuing to produce outputs has been removed. An optional concentration test that permits a simplified assessment of whether an acquired set of activities and assets is a business has been added.

The Group applied these amendments to business combinations and asset acquisitions with acquisition date on or after 1 July 2020. There is no significant impact arising from applying these amendments.

##### **Amendment to SFRS(I) 16 *Leases*: Covid-19-Related Rent Concessions**

Effective 1 June 2020, the amendment provides a practical expedient for lessees accounting for rent concessions that arise as a direct consequence of the COVID-19 pandemic and satisfy the following criteria:

- (a) The change in lease payments results in revised consideration for the lease that is substantially the same as, or less than, the consideration for the lease immediately preceding the change;
- (b) The reduction in lease payments affects only payments originally due on or before 30 June 2021; and
- (c) There is no substantive change to other terms and conditions of the lease.

Rent concessions that satisfy these criteria may be accounted for in accordance with the practical expedient, which means the lessee does not need to assess whether the rent concession meets the definition of a lease modification.

There is no significant impact arising from applying these amendments.

#### *New standards, amendments and interpretations issued but not yet effective*

There are a number of standards, amendments to standards, and interpretations, which have been issued by the ASC that are effective in future accounting periods and the Group has not decided to early adopt. The Group does not expect any of these standards upon adoption will have a material impact to the Group.

# NOTES TO THE FINANCIAL STATEMENTS

FOR THE FINANCIAL YEAR ENDED 30 JUNE 2021

## 2. Significant accounting policies (Continued)

### 2.2 Basis of consolidation

The consolidated financial statements incorporate the financial statements of the Company and its subsidiaries. Subsidiaries are entities over which the Group has control. The Group controls an investee if the Group has power over the investee, exposure to variable returns from its involvement with the investee, and the ability to use its power to affect those variable returns. Control is reassessed whenever facts and circumstances indicate that there may be a change in any of these elements of control.

Subsidiaries are consolidated from the date on which control commences until the date on which control ceases. Control is reassessed whenever the facts and circumstances indicate that they may be a change in the elements of control.

All intra-group balances and transactions and any unrealised income and expenses arising from intra-group transactions are eliminated on consolidation. Unrealised losses are also eliminated unless the transaction provides an impairment indicator of the transferred asset.

The financial statements of the subsidiaries are prepared for the same reporting period as that of the Company, using consistent accounting policies. Where necessary, accounting policies of subsidiaries are changed to ensure consistency with the policies adopted by the Group.

#### Non-controlling interests

Non-controlling interests represents the equity in subsidiaries which is not attributable directly or indirectly to the equity owners of the parent. They are shown separately in the consolidated statements of comprehensive income, consolidated statement of changes in equity and consolidated statement of financial position. Total comprehensive income is attributed to non-controlling interests even if this results in the non-controlling interests having a deficit balance.

Changes in the Group's interest in a subsidiary that do not result in a loss of control are accounted for as equity transactions (i.e. transactions with owners). The carrying amounts of the Group's interests and the non-controlling interests are adjusted to reflect the changes in their relative interests in the subsidiary. Any difference between the amount by which the non-controlling interests are adjusted and the fair value of the consideration paid or received is recognised directly in equity and attributed to owners of the parent.

When the Group loses control of a subsidiary, it derecognises the assets and liabilities of the subsidiary and any non-controlling interest. The profit or loss on disposal is calculated as the difference between (i) the aggregate of the fair value of the consideration received and the fair value of any retained interest and (ii) the previous carrying amount of the assets (including goodwill), and liabilities of the subsidiary and any non-controlling interests. Amounts previously recognised in other comprehensive income in relation to the subsidiary are accounted for (i.e. reclassified to profit or loss or transferred directly to retained earnings) in the same manner as would be required if the relevant assets or liabilities were disposed of. The fair value of any investments retained in the former subsidiary at the date when control is lost is regarded as the fair value on initial recognition for subsequent accounting under SFRS(I) 9 or, when applicable, the cost on initial recognition of an investment in an associate or joint venture.

# NOTES TO THE FINANCIAL STATEMENTS

FOR THE FINANCIAL YEAR ENDED 30 JUNE 2021

## 2. Significant accounting policies (Continued)

### 2.2 Basis of consolidation (Continued)

In the separate financial statements of the Company, investments in subsidiaries are carried at cost, less any impairment loss that has been recognised in profit or loss.

### 2.3 Business combination

The acquisition of subsidiaries is accounted for using the acquisition method. The consideration transferred for the acquisition is measured at the aggregate of the fair values, at the date of exchange, of assets given, liabilities incurred or assumed, and equity instruments issued by the Group in exchange for control of the acquiree. Acquisition-related costs are recognised in profit or loss as incurred. Consideration transferred also includes any contingent consideration measured at the fair value at the acquisition date. Subsequent changes in fair value of contingent consideration which is deemed to be an asset or liability, will be recognised in profit or loss.

The acquiree's identifiable assets, liabilities and contingent liabilities that meet the conditions for recognition under SFRS(I) 3 are recognised at their fair values at the acquisition date.

Where a business combination is achieved in stages, the Group's previously held interests in the acquired entity are remeasured to fair value at the acquisition date (i.e. the date the Group attains control) and the resulting gain or loss, if any, is recognised in profit or loss. Amounts arising from interests in the acquiree prior to the acquisition date that have previously been recognised in other comprehensive income are reclassified to profit or loss, where such treatment would be appropriate if that interest were disposed of.

Goodwill arising on acquisition is recognised as an asset at the acquisition date and initially measured at the excess of the sum of the consideration transferred, the amount of any non-controlling interest in the acquiree and the fair value of the acquirer's previously held equity interest (if any) in the entity over net acquisition-date fair value amounts of the identifiable assets acquired and the liabilities and contingent liabilities assumed.

If, after reassessment, the net fair value of the acquiree's identifiable net assets exceeds the sum of the consideration transferred, the amount of any non-controlling interest in the acquiree and the fair value of the acquirer's previously held equity interest in the acquiree (if any), the excess is recognised immediately in profit or loss as a bargain purchase.

# NOTES TO THE FINANCIAL STATEMENTS

FOR THE FINANCIAL YEAR ENDED 30 JUNE 2021

## 2. Significant accounting policies (Continued)

### 2.4 Associates and joint ventures

An associate is an entity over which the Group has significant influence. Significant influence is the power to participate in the financial and operating policy decisions of the investee, but is not control or joint control over those policies.

Associates and joint ventures are initially recognised in the consolidated statement of financial position at cost, and subsequently accounted for using the equity method less any impairment losses. Any premium paid for an associate or a joint venture above the fair value of the Group's share of the identifiable assets, liabilities and contingent liabilities acquired is included in the carrying amount of the investment in associate or joint venture.

Under the equity method, the Group's share of post-acquisition profits and losses and other comprehensive income is recognised in the consolidated statement of comprehensive income. Post-acquisition changes in the Group's share of net assets of associates or joint ventures and distributions received are adjusted against the carrying amount of the investments.

Losses of an associate or a joint venture in excess of the Group's interest in that associate or joint venture (which includes any long-term interests that, in substance, form part of the Group's net investment) are not recognised, unless the Group has incurred legal or constructive obligations to make good those losses or made payments on behalf of the associate or joint venture.

Where the Group transacts with an associate or a joint venture, unrealised profits are eliminated to the extent of the Group's interest in the associate or joint venture. Unrealised losses are also eliminated, but only to the extent that there is no impairment.

### 2.5 Property, plant and equipment

Property, plant and equipment are initially recorded at cost and subsequently carried at cost less accumulated depreciation and accumulated impairment losses. The cost includes its purchase price and any costs directly attributable to bringing the asset to the location and condition necessary for it to be capable of operating in the manner intended by management. Dismantlement, removal or restoration costs are included as part of the cost if the obligation for dismantlement, removal or restoration is incurred as a consequence of acquiring or using the property, plant and equipment.

Subsequent expenditure on an item of property, plant and equipment is added to the carrying amount of the item if it is probable that future economic benefits associated with the item will flow to the Group and the cost can be measured reliably. All other repair and maintenance expenses are recognised in profit or loss when incurred.

Freehold land has an unlimited useful life and therefore is not depreciated.



# NOTES TO THE FINANCIAL STATEMENTS

FOR THE FINANCIAL YEAR ENDED 30 JUNE 2021

## 2. Significant accounting policies (Continued)

### 2.5 Property, plant and equipment (Continued)

Depreciation on other items of property, plant and equipment is calculated and recognised in profit or loss using the straight-line basis to allocate their depreciable amounts over their estimated useful lives.

	Useful lives
Leasehold land, buildings and improvements <sup>#</sup>	3 - 50 years
Plant and equipment	10 years
Furniture, fittings and equipment	7 - 10 years
Computer equipment	4 - 5 years
Motor vehicle	10 years

<sup>#</sup> Majority of the leasehold land and buildings are depreciated over 20 - 50 years.

Construction in-progress represents buildings under construction, which is stated at cost. Cost comprises the direct costs incurred during the period of construction, installation and testing. Construction in-progress is reclassified to the appropriate category of property, plant and equipment when completed and ready for use. No depreciation is provided on construction in-progress. Depreciation commences when the asset is ready for its intended use.

The carrying values of property, plant and equipment are reviewed for impairment when events or changes in circumstances indicate that the carrying value may not be recoverable.

The assets' residual values, estimated useful lives and depreciation method are reviewed, and adjusted as appropriate, at the end of each reporting period.

An item of property, plant and equipment is derecognised upon disposal or when no future economic benefits are expected from its use or disposal.

Gain or loss on disposal of an item of property, plant and equipment is determined as the difference between the net disposal proceeds and its carrying amount and is recognised in profit or loss.

### 2.6 Investment properties

Investment properties, which are properties held to earn rentals and/or for capital appreciation and are not occupied by the Group, are measured initially at cost, including transaction costs. Subsequent to initial recognition, investment properties are measured at fair value. Gains or losses arising from changes in the fair value of investment properties are recognised in profit or loss for the period in which they arise.

Investment properties are subject to renovations or improvements at regular intervals. The cost of major renovations and improvements are capitalised as additions and carrying amounts of the replaced components are written off to profit or loss. The cost of maintenance, repairs and minor improvements are charged to profit or loss when incurred.

# NOTES TO THE FINANCIAL STATEMENTS

FOR THE FINANCIAL YEAR ENDED 30 JUNE 2021

## 2. Significant accounting policies (Continued)

### 2.6 Investment properties (Continued)

If an investment property becomes owner-occupied, it is reclassified as property, plant and equipment and its fair value at the date of reclassification becomes its cost for accounting purposes.

On disposal of an investment property, the difference between the net disposal proceeds and carrying amount is recognised in profit or loss.

### 2.7 Intangible assets

An intangible asset that is acquired separately is capitalised at cost. Intangible asset from a business acquisition is capitalised at fair value at date of acquisition. After initial recognition, intangible assets are carried at cost less accumulated amortisation and accumulated impairment loss.

#### (i) *Goodwill on acquisitions*

Goodwill arising on the acquisition of a subsidiary or business represents the excess of the consideration transferred (see Note 2.3), the amount of any non-controlling interests in the acquiree and the acquisition date fair value of any previously held equity interest in the acquiree over the acquisition date fair value of the identifiable assets, liabilities and contingent liabilities of the subsidiary recognised at the date of acquisition.

Goodwill on subsidiary is recognised separately as intangible assets. Goodwill is initially recognised at cost and subsequently measured at cost less any accumulated impairment losses.

For the purpose of impairment testing, goodwill is allocated to each of the Group's cash-generating units expected to benefit from the synergies of the combination. Cash-generating units to which goodwill has been allocated are tested for impairment annually, or more frequently when there is an indication that the unit may be impaired. If the recoverable amount of the cash-generating unit is less than the carrying amount of the unit, the impairment loss is allocated first to reduce the carrying amount of any goodwill allocated to the unit and then to the other assets of the unit pro-rata on the basis of the carrying amount of each asset in the unit. An impairment loss recognised for goodwill is not reversed in a subsequent period.

On disposal of a subsidiary, the attributable amount of goodwill is included in the determination of the gain or loss on disposal.

#### (ii) *Trademarks and licenses*

Trademarks and licenses with definite useful lives are stated at cost less accumulated amortisation and accumulated impairment loss. They are assessed for impairment annually or whenever there are indications of impairment. The useful lives are reviewed on an annual basis, and amortised using the straight-line method from the date on which they are available for use, over the estimated useful lives of up to 10 years.

# NOTES TO THE FINANCIAL STATEMENTS

FOR THE FINANCIAL YEAR ENDED 30 JUNE 2021

## 2. Significant accounting policies (Continued)

### 2.7 Intangible assets (Continued)

#### (iii) *Development costs*

Expenditures on development activities, being the application of technical findings and/or other knowledge to a plan or design for the production of new or substantially improved products or services before commercial production or use, is capitalised if the products or services are technically and commercially feasible; adequate resources available to complete development and sufficient certainty of future economic benefits to the Group will cover not only the usual operation and administrative costs but also the development costs themselves.

Expenditure capitalised comprises all directly attributable costs, including materials, services and appropriate proportion of overhead costs. Other development expenditure is recognised in profit or loss as expense when incurred.

Capitalised development expenditure is stated at cost less accumulated amortisation and assessed for impairment whenever there is an indication of impairment. Amortisation is calculated using the straight-line method to allocate cost over the expected period of benefits, varying between useful lives of 3 to 7 years.

#### (iv) *Computer software*

Computer software is initially capitalised at costs which include purchase price and other directly attributable cost of preparing the asset for its intended use. Direct expenditure, which enhances or extends the performance of computer software beyond its specifications and which can be reliably measured, is recognised as a capital improvement and added to the original cost of the software. Maintenance costs are recognised as an expense when incurred.

Computer software under development represents software under development, which is stated at cost. Cost comprises the direct costs incurred during the period of development, installation and testing. Computer software under development is reclassified to the appropriate category of intangible assets when completed and ready for use. No amortisation is provided on computer software under development. Amortisation commences when the asset is ready for its intended use.

Computer software is subsequently carried at cost less accumulated amortisation and accumulated impairment loss. These costs are amortised using the straight-line method over their estimated useful lives of 3 to 7 years.

# NOTES TO THE FINANCIAL STATEMENTS

FOR THE FINANCIAL YEAR ENDED 30 JUNE 2021

## 2. Significant accounting policies (Continued)

### 2.8 Leases

*As lessee*

All leases are accounted for by recognising a right-of-use asset and a lease liability except for:

- leases of low value assets; and
- leases with a duration of twelve months or less.

The payments for leases of low value assets and short-term leases are recognised as an expense on a straight-line basis over the lease term.

#### Initial measurement

Lease liabilities are measured at the present value of the contractual payments due to the lessor over the lease term, with the discount rate determined by reference to the rate inherent in the lease unless this is not readily determinable, in which case the Group's incremental borrowing rate on commencement of the lease is used.

Variable lease payments are only included in the measurement of the lease liability if it is depending on an index or rate. In such cases, the initial measurement of the lease liability assumes the variable element will remain unchanged throughout the lease term. Other variable lease payments are expensed in the period to which they relate.

On initial recognition, the carrying amount of lease liabilities also includes:

- amounts expected to be payable under any residual value guarantee;
- the exercise price of any purchase option granted in favour of the Group if it is reasonably certain to assess that option; and
- any penalties payables for terminating the lease, if the term of the lease has been estimated on the basis of termination option being exercised.

Right-of-use assets are initially measured at the amount of lease liabilities, reduced by any lease incentives received and increased for:

- lease payments made at or before commencement of the lease;
- initial direct costs incurred; and
- the amount of any provision recognised where the Group is contractually required to dismantle, remove or restore the leased asset.

The Group presents the right-of-use assets (excluding those which meet the definition of investment property) and lease liabilities separately from other assets and other liabilities in the consolidated statement of financial position.

# NOTES TO THE FINANCIAL STATEMENTS

FOR THE FINANCIAL YEAR ENDED 30 JUNE 2021

## 2. Significant accounting policies (Continued)

### 2.8 Leases (Continued)

*As lessee (Continued)*

#### Subsequent measurement

Right-of-use assets are subsequently measured at cost less any accumulated amortisation, any accumulated impairment loss and, if applicable, adjusted for any remeasurement of the lease liabilities. The right-of-use assets under cost model are depreciated on a straight-line basis on the following bases:

Leased premises	1 - 6 years
Office equipment	3 - 5 years
Motor vehicle	10 years

The carrying amount of right-of-use assets are reviewed for impairment when events or changes in circumstances indicate that the right-of-use asset may be impaired. The accounting policy on impairment is as described in Note 2.9 to the financial statements.

Subsequent to initial measurement, lease liabilities are adjusted to reflect interest charged at a constant periodic rate over the remaining lease liabilities, lease payment made and if applicable, account for any remeasurement due to reassessment or lease modifications.

After the commencement date, interest on the lease liabilities are recognised in profit or loss, unless the costs are eligible for capitalisation in accordance with other applicable standards.

When the Group revises its estimate of any lease term (i.e. probability of extension or termination option being exercised), it adjusts the carrying amount of the lease liability to reflect the payments over the revised term. The carrying amount of lease liabilities is similarly revised when the variable element of the future lease payment dependent on a rate or index is revised. In both cases, an equivalent adjustment is made to the carrying amount of the right-of-use assets. If the carrying amount of the right-of-use assets is reduced to zero and there is a further reduction in the measurement of lease liabilities, the remaining amount of the remeasurement is recognised directly in profit or loss.

When the Group renegotiates the contractual terms of a lease with the lessor, the accounting treatment depends on the nature of the modification:

- If the renegotiation results in one or more additional assets being leased for an amount commensurate with the standalone price for the additional right-of-use obtained, the modification is accounted for as a separate lease in accordance with the above policy;
- In all other cases where the renegotiation increases the scope of the lease (i.e. extension to the lease term, or one or more additional assets being leased), the lease liability is remeasured using the discount rate applicable on the modification date, with the right-of-use asset being adjusted by the same amount;



# NOTES TO THE FINANCIAL STATEMENTS

FOR THE FINANCIAL YEAR ENDED 30 JUNE 2021

## 2. Significant accounting policies (Continued)

### 2.8 Leases (Continued)

*As lessee (Continued)*

Subsequent measurement (Continued)

- If the renegotiation results in a decrease in scope of the lease, both the carrying amount of the lease liability and right-of-use asset are reduced by the same proportion to reflect the partial or full termination of the lease with any difference being recognised in profit or loss. The lease liability is then further adjusted to ensure its carrying amount reflects the amount of the renegotiated payments over the renegotiated term, with the modified lease payments discounted at the rate applicable on the modification date. The right-of-use asset is adjusted by the same amount.

For lease contracts that convey a right to use an identified asset and require services to be provided by the lessor, the Group has elected to account for the entire contract as a lease. The Group does not allocate any amount of contractual payments to, and account separately for, any services provided by the lessor as part of the contract.

*As lessor*

When the Group is a lessor, it determines whether each lease entered is a finance or an operating lease at the lease inception date and reassessed only if there is a lease modification. A lease is classified as a finance lease if it transfers substantially all the risks and rewards incidental to ownership of an underlying asset. Whereas, it is classified as an operating lease if it does not transfer substantially all the risks and rewards incidental to ownership of an underlying asset.

If the lease arrangement contains lease and non-lease components, the Group applies the principles within SFRS(I) 15 to allocate consideration in the lease arrangement.

Rental income from operating leases (net of any incentives given to lessee) is recognised on a straight-line basis over the lease term. Assets subject to operating leases are included in investment properties and are stated at fair values and not depreciated.

### 2.9 Impairment of non-financial assets excluding goodwill

At the end of each reporting period, the Group reviews the carrying amounts of its non-financial assets to determine whether there is any indication that those assets have suffered an impairment loss. If any such indication exists, the recoverable amount of the asset is estimated in order to determine the extent of the impairment loss (if any). Where it is not possible to estimate the recoverable amount of an individual asset, the Group estimates the recoverable amount of the cash-generating unit to which the asset belongs.

Intangible assets with indefinite useful lives and intangible assets not yet available for use are tested for impairment annually, and whenever there is an indication that the asset may be impaired.

# NOTES TO THE FINANCIAL STATEMENTS

FOR THE FINANCIAL YEAR ENDED 30 JUNE 2021

## 2. Significant accounting policies (Continued)

### 2.9 Impairment of non-financial assets excluding goodwill (Continued)

The recoverable amount of an asset or cash-generating unit is the higher of its fair value less costs to sell and its value in use. In assessing value in use, the estimated future cash flows are discounted to their present value using a pre-tax discount rate that reflects current market assessments of the time value of money and the risks specific to the asset.

If the recoverable amount of an asset (or cash-generating unit) is estimated to be less than its carrying amount, the carrying amount of the asset (cash-generating unit) is reduced to its recoverable amount. An impairment loss is recognised immediately in profit or loss, unless the relevant asset is carried at a revalued amount, in which case the impairment loss is treated as a revaluation decrease.

Where an impairment loss subsequently reverses, the carrying amount of the asset (cash-generating unit) is increased to the revised estimate of its recoverable amount, but so that the increased carrying amount does not exceed the carrying amount that would have been determined had no impairment loss been recognised for the asset (cash-generating unit) in prior years. A reversal of an impairment loss is recognised immediately in profit or loss, unless the relevant asset is carried at a revalued amount, in which case the reversal of the impairment loss is treated as a revaluation increase.

### 2.10 Inventories

Inventories comprising mainly teaching materials are measured at the lower of cost (first-in first-out method) and net realisable value. Cost includes all costs of purchase and other costs incurred in bringing the inventories to their present location and condition. Net realisable value is the estimated selling price in the ordinary course of business, less selling expenses.

### 2.11 Financial instruments

Financial assets and financial liabilities are recognised on the Group's statements of financial position when the Group becomes a party to the contractual provisions of the instrument.

#### **Financial assets**

The Group classifies its financial assets into one of the categories below, depending on the Group's business model for managing the financial assets as well as the contractual terms of the cash flows of the financial asset. The Group shall reclassify its affected financial assets when and only when the Group changes its business model for managing these financial assets. Other than financial assets in a qualifying hedging relationship, the Group's accounting policy for each category is as follows:

#### **Amortised cost**

These assets arise principally from the provision of goods and services to customers (e.g. trade receivables), but also incorporate other types of financial assets where the objective is to hold these assets in order to collect contractual cash flows and the contractual cash flows are solely payments of principal and interest. They are initially recognised at fair value plus transaction costs that are directly attributable to their acquisition or issue, and are subsequently carried at amortised cost using the effective interest rate method less provision for impairment. Interest income from these financial assets is included in interest income using the effective interest rate method.

# NOTES TO THE FINANCIAL STATEMENTS

FOR THE FINANCIAL YEAR ENDED 30 JUNE 2021

## 2. Significant accounting policies (Continued)

### 2.11 Financial instruments (Continued)

#### **Financial assets** (Continued)

##### Amortised cost (Continued)

Impairment provisions for trade receivables are recognised based on the simplified approach within SFRS(I) 9 using the lifetime expected credit losses. During this process, the probability of the non-payment of the trade receivables is assessed. This probability is then multiplied by the amount of the expected loss arising from default to determine the lifetime expected credit loss for the trade receivables. For trade receivables, which are reported net, such provisions are recorded in a separate provision account with the loss being recognised in the consolidated statement of comprehensive income. On confirmation that the trade receivable will not be collectable, the gross carrying value of the asset is written off against the associated provision.

Impairment provisions for other receivables are recognised based on a forward-looking expected credit loss model. The methodology used to determine the amount of the provision is based on whether at each reporting date, there has been a significant increase in credit risk since initial recognition of the financial asset. For those where the credit risk has not increased significantly since initial recognition of the financial asset, twelve month expected credit losses along with gross interest income are recognised. For those that are determined to be credit impaired, lifetime expected credit losses along with interest income on a net basis are recognised.

The Group considers a financial asset in default when internal or external information indicates that the Group is unlikely to receive the outstanding contractual amounts in full. A financial asset is written off when there is no reasonable expectation of recovering the contractual cash flows.

From time to time, the Group elects to renegotiate the terms of trade receivables due from customers with which it had previously had a good trading history. Such renegotiations will lead to changes in the timing of payments rather than changes to the amounts owed and, in consequence, the new expected cash flows are discounted at the original effective interest rate and any resulting difference to the carrying value is recognised in the consolidated statement of comprehensive income.

The Group's financial assets measured at amortised cost comprise trade and other receivables (excluding prepayments, value added tax and tax recoverable) and cash and bank balances in the statements of financial position. The Company's financial assets measured at amortised cost comprise other receivables (excluding prepayments) and cash and bank balances.

##### Credit-impaired financial assets

At each reporting date, the Group assesses whether financial assets carried at amortised cost are credit-impaired. A financial asset is credit-impaired when one or more events that have a detrimental impact on the estimated future cash flows of that financial asset have occurred.

# NOTES TO THE FINANCIAL STATEMENTS

FOR THE FINANCIAL YEAR ENDED 30 JUNE 2021

## 2. Significant accounting policies (Continued)

### 2.11 Financial instruments (Continued)

#### **Financial assets** (Continued)

##### Credit-impaired financial assets (Continued)

Evidence that a financial asset is credit-impaired includes observable data about the following events:

- significant financial difficulty of the issuer or the borrower;
- a breach of contract, such as a default or past due event;
- the lender(s) of the borrower, for economic or contractual reasons relating to the borrower's financial difficulty, having granted to the borrower a concession(s) that the lender(s) would not otherwise consider;
- it is becoming probable that the borrower will enter bankruptcy or other financial reorganisation; or
- the disappearance of an active market for that financial asset because of financial difficulties.

##### Financial assets at fair value through other comprehensive income ("FVOCI")

The Group made an irrevocable election to classify certain equity investments at fair value through other comprehensive income which is carried at fair value with changes in fair value recognised in other comprehensive income and accumulated in the fair value reserve. Upon disposal, any balance within fair value through other comprehensive income reserve is reclassified directly to retained earnings and is not reclassified to profit or loss.

Dividends are recognised in profit or loss, unless the dividend clearly represents a recovery of part of the cost of the investment, in which case the full or partial amount of the dividend is recorded against the associated investments carrying amount.

Purchases and sales of financial assets measured at fair value through other comprehensive income are recognised on settlement date with any change in fair value between trade date and settlement date being recognised in the fair value through other comprehensive income reserve.

##### Derecognition of financial assets

The Group derecognises a financial asset only when the contractual rights to the cash flows from the asset expire, or it transfers the financial asset and substantially all the risks and rewards of ownership of the asset to another entity.

#### **Financial liabilities and equity instruments**

##### *Classification as debt or equity*

Financial liabilities and equity instruments issued by the Group are classified according to the substance of the contractual arrangements entered into and the definitions of a financial liability and an equity instrument.

# NOTES TO THE FINANCIAL STATEMENTS

FOR THE FINANCIAL YEAR ENDED 30 JUNE 2021

## 2. Significant accounting policies (Continued)

### 2.11 Financial instruments (Continued)

#### **Financial liabilities and equity instruments** (Continued)

##### *Classification as debt or equity* (Continued)

##### Equity instruments

An equity instrument is any contract that evidences a residual interest in the assets of the Group after deducting all of its liabilities. Equity instruments are recorded at the proceeds received, net of direct issue costs. The Group classifies ordinary shares as equity instruments.

When shares recognised as equity are reacquired, the amount of consideration paid is recognised directly in equity. Reacquired shares are classified as treasury shares and presented as a deduction from total equity. No gain or loss is recognised in profit or loss on the purchase, sale issue or cancellation of treasury shares.

When treasury shares are subsequently cancelled, the cost of treasury shares are deducted against the share capital account if the shares are purchased out of capital of the Company, or against the retained earnings of the Company if the shares are purchased out of earnings of the Company.

When treasury shares are subsequently sold or reissued the cost of treasury shares is reversed from the treasury share account and the realised gain or loss on sale or reissue, net of any directly attributable incremental transaction costs and related income tax, is recognised in the capital reserve of the Company.

##### Financial liabilities

The Group classifies all financial liabilities as subsequently measured at amortised cost, except for financial guarantee contracts. The accounting policies adopted for financial liabilities are set out below.

##### (i) Trade and other payables

Trade and other payables (excluding accruals for property and land use tax, business taxes and advance receipt) are initially recorded at the fair value, net of transaction cost, and are subsequently measured at amortised cost, where applicable, using the effective interest method.

##### (ii) Borrowings

Interest-bearing bank loans and overdrafts are initially measured at fair value, net of transaction costs and are subsequently measured at amortised cost, using the effective interest method. Any difference between the proceeds (net of transaction costs) and the settlement or redemption of borrowings is recognised over the term of the borrowings in accordance with the Group's accounting policy for borrowing costs (Note 2.17).

Borrowings are presented as current liabilities unless the Group has an unconditional right to defer settlement for at least 12 months after the end of reporting period, in which case they are presented as non-current liabilities.

# NOTES TO THE FINANCIAL STATEMENTS

FOR THE FINANCIAL YEAR ENDED 30 JUNE 2021

## 2. Significant accounting policies (Continued)

### 2.11 Financial instruments (Continued)

#### **Financial liabilities and equity instruments** (Continued)

##### Financial liabilities (Continued)

##### (iii) Financial guarantee contracts

The Company has issued corporate guarantees to banks for borrowings of certain subsidiaries and these guarantees qualify as financial guarantees because the Company is required to reimburse the banks if these subsidiaries breach any repayment term.

Financial guarantee contract liabilities are measured initially at their fair values, net of transaction costs. Financial guarantee contracts are subsequently measured at the higher of:

- a) premium received on initial recognition less the cumulative amount of income recognised in accordance with the principles of SFRS(I) 15; and
- b) the amount of loss provisions determined in accordance with SFRS(I) 9.

##### *Derecognition of financial liabilities*

The Group derecognises financial liabilities when, and only when, the Group's obligations are discharged, cancelled or expired. On derecognition of a financial liability, the difference between the carrying amount and consideration paid is recognised in profit or loss.

##### Offsetting financial instruments

Both financial assets and financial liabilities are offset and the net amount presented in the statements of financial position when there is a legally enforceable right to offset them and there is an intention to settle on a net basis or to realise the assets and settle the liabilities simultaneously.

### 2.12 Cash and bank balances

Cash and bank balances comprise cash on hand and demand deposits that are readily convertible to known amounts of cash and which are subject to an insignificant risk of changes in values. For the purposes of the consolidated statement of cash flows, cash and cash equivalents exclude any pledged deposits and restricted bank balances.



# NOTES TO THE FINANCIAL STATEMENTS

FOR THE FINANCIAL YEAR ENDED 30 JUNE 2021

## 2. Significant accounting policies (Continued)

### 2.13 Revenue recognition

#### ***Revenue from contracts with customers***

Revenue is recognised when a performance obligation is satisfied. Revenue is measured based on consideration of which the Group expects to be entitled in exchange for transferring promised good or services to a customer, excluding amounts collected on behalf of third parties (i.e. sales related taxes).

Course fees and related instruction costs are recognised over time and over the period of instruction. Amounts of fees received relating to future periods of instruction are presented as course fees received in advance.

Student accommodation fees is recognised on a straight-line basis over the term of use.

Revenue from provision of canteen operations is recognised as and when such services are rendered.

#### ***Other income***

The Group, as a lessor, leases its investment properties under operating leases to non-related parties. Lease payments from operating leases are recognised as income on a straight-line basis (Note 2.8).

Interest income is accrued on time basis, by reference to the principal outstanding and at the effective interest rate applicable, on an effective yield basis.

Dividend income from investments is recognised when the shareholders' rights to receive payment has been established.

### 2.14 Government grants

Government grants are recognised at their fair value where there is reasonable assurance that the grant will be received and all attaching conditions will be complied with. Government grants related to asset are deducted against the carrying amount of the asset.

Government grants related to expenses are accounted for in the year where the related costs it intends to compensate is incurred and recognised in the profit or loss. Such government grants are presented under "Other income".

# NOTES TO THE FINANCIAL STATEMENTS

FOR THE FINANCIAL YEAR ENDED 30 JUNE 2021

## 2. Significant accounting policies (Continued)

### 2.15 Income tax expense

Income tax expense represents the sum of current and deferred taxes.

#### Current income tax

Current income tax expense is the amount of income tax payable in respect of the taxable profit for a period. Current income tax liabilities for the current and prior periods shall be measured at the amount expected to be paid to the taxation authorities, using the tax rates and interpretation to applicable tax laws in the countries where the Group operates, that have been enacted or substantively enacted by the end of the reporting period. Management evaluates its income tax provisions on periodical basis.

Current income tax expenses are recognised in profit or loss, except to the extent that the tax relates to items recognised outside profit or loss, either in other comprehensive income or directly in equity.

#### Deferred tax

Deferred tax is recognised on all temporary differences between the carrying amounts of assets and liabilities in the financial statements and the corresponding tax bases of asset and liabilities, except when the temporary difference arises from the initial recognition of goodwill or other assets and liabilities that is not a business combination and affects neither the accounting profit nor taxable profit.

Deferred tax liabilities are recognised for all taxable temporary differences associated with investments in subsidiaries and associates, and interests in joint ventures, except where the Group is able to control the timing of reversal of the temporary difference and it is probable that the temporary difference will not reverse in the foreseeable future. Deferred tax assets are recognised for all deductible temporary differences to the extent that it is probable that taxable profit will be available against which the temporary difference can be utilised.

The carrying amount of deferred tax assets is reviewed at the end of each reporting period and reduced to the extent that it is no longer probable that sufficient taxable profits will be available to allow all or part of the deferred tax asset to be utilised.

Deferred tax assets and liabilities are measured using the tax rates expected to apply for the period when the asset is realised or the liability is settled, based on tax rate and tax law that have been enacted or substantially enacted by the end of reporting period. The measurement of deferred tax reflects the tax consequences that would follow from the manner in which the Group expects to recover or settle its assets and liabilities, except for investment properties at fair value which are presumed to be recovered through sale.

Deferred tax assets and liabilities are offset when there is a legally enforceable right to set off current tax assets against current tax liabilities and when they relate to income taxes levied by the same taxation authority and the Group intends to settle its current tax assets and liabilities on a net basis.

Deferred tax is recognised in profit or loss, except when it relates to items recognised outside profit or loss, in which case the tax is also recognised either in other comprehensive income or directly in equity, or where it arises from the initial accounting for a business combination. Deferred tax arising from a business combination, is taken into account in calculating goodwill on acquisition.

# NOTES TO THE FINANCIAL STATEMENTS

FOR THE FINANCIAL YEAR ENDED 30 JUNE 2021

## 2. Significant accounting policies (Continued)

### 2.15 Income tax expense (Continued)

#### Sales tax

Revenue, expenses and assets are recognised net of the amount of sales tax except:

- when the sales taxation that is incurred on purchase of assets or services is not recoverable from the taxation authorities, in which case the sales tax is recognised as part of cost of acquisition of the asset or as part of the expense item as applicable; and
- receivables and payables that are stated with the amount of sales tax included.

The net amount of sales tax recoverable from, or payable to, the taxation authority is included as part of receivables or payables in the statement of financial position.

### 2.16 Employee benefits

#### Defined contribution plans

Payments to defined contribution plans are charged as an expense in the period in which the related service is performed. Defined contribution plans are post-employment benefit plans under which the Group pays fixed contributions into state-managed retirement benefit schemes, such as the Singapore Central Provident Fund, and has no legal and constructive obligation to pay further once the payments are made.

#### Employee leave entitlement

Employee entitlements to annual leave are recognised when they accrue to employees. An accrual is made for the estimated liability for unutilised annual leave as a result of services rendered by employees up to the end of the reporting period as a result of services rendered by employees up to the end of the reporting period.

#### Share-based payments

The Company operates the following equity-settled share-based payment plan:

#### *Share option plan*

The fair value of the employee services received in exchange for the grant of options is recognised as an expense in profit or loss with a corresponding increase in the share-based payments reserve over the vesting period.

The total amount to be recognised over the vesting period is determined by reference to the fair value of the options granted on the date of grant. In the valuation process, no account is taken of any performance conditions except of conditions linked to the price of the shares of the Company ("market conditions"), if applicable.

# NOTES TO THE FINANCIAL STATEMENTS

FOR THE FINANCIAL YEAR ENDED 30 JUNE 2021

## 2. Significant accounting policies (Continued)

### 2.16 Employee benefits (Continued)

#### Share-based payments (Continued)

##### *Share option plan (Continued)*

The expense recognised in profit or loss during each financial year reflects the manner in which the benefits will accrue to employees under the options plan over the vesting period.

No expense is recognised for awards that do not ultimately vest, except for awards where vesting is conditional upon a market condition, which are treated as vested irrespective of whether or not the market condition is satisfied, provided that all other performance conditions are satisfied.

When the options are exercised and new ordinary shares are issued, the proceeds received (net of any attributable transaction costs) and the corresponding amount of share option reserve are credited to share capital, or to the treasury shares account, when treasury shares are reissued to employees.

Where the terms of an equity-settled award are modified, as a minimum an expense is recognised as if the terms had not been modified. In addition, an expense is recognised for any modification, which increases the total fair value of the share-based payments arrangement, or is otherwise beneficial to the employee as measured at the date of modification.

Where an equity-settled award is cancelled, it is treated as if it had vested on the date of cancellation, and any expense not yet recognised for the award is recognised immediately. However, if a new award is substituted for the cancelled award, and designated as a replacement award on the date that it is granted, the cancelled and new awards are treated as if they were a modification of the original award, as described in the previous paragraph.

#### Profit sharing and bonus plans

The Group recognised a liability and an expense for the expected cost of profit-sharing and bonuses when and only when it is contractually obligated to pay and when there is a past practice that has created a constructive obligation to pay which the Group has no realistic alternative but to make the payments.

### 2.17 Borrowing costs

Borrowing costs directly attributable to the acquisition, construction or production of qualifying assets, which are assets that necessarily take a substantial period of time to get ready for their intended use or sale, are added to the cost of those assets, until such time as the assets are substantially ready for their intended use or sale. Borrowing costs on general borrowings are capitalised by applying a capitalisation rate to construction or development expenditures that are financed by general borrowings. Investment income earned on the temporary investment of specific borrowings pending their expenditure on qualifying assets is deducted from the borrowing costs eligible for capitalisation.

All other borrowing costs are recognised in profit or loss in the period in which they are incurred using the effective interest method.

# NOTES TO THE FINANCIAL STATEMENTS

FOR THE FINANCIAL YEAR ENDED 30 JUNE 2021

## 2. Significant accounting policies (Continued)

### 2.18 Foreign currency transactions and translation

In preparing the financial statements of the individual entities, transactions in currencies other than the entity's functional currency are recorded at the rate of exchange prevailing on the date of the transaction. At the end of each reporting period, monetary items denominated in foreign currencies are retranslated at the rates prevailing as of the end of the reporting period. Non-monetary items carried at fair value that are denominated in foreign currencies are retranslated at the rates prevailing on the date when the fair value was determined. Non-monetary items that are measured in terms of historical cost in a foreign currency are not retranslated.

Exchange differences arising on the settlement of monetary items, and on retranslation of monetary items are included in profit or loss for the period. Exchange differences arising on the retranslation of non-monetary items carried at fair value are included in profit or loss for the period except for differences arising on the retranslation of non-monetary items in respect of which gains and losses are recognised directly in equity. For such non-monetary items, any exchange component of that gain or loss is also recognised directly in equity.

For the purpose of presenting consolidated financial statements, the assets and liabilities of the Group's foreign operations (including comparatives) are expressed in Singapore dollar using exchange rates prevailing at the end of the reporting period. Income and expense items (including comparatives) are translated at the average exchange rates for the period, unless exchange rates fluctuated significantly during that period, in which case the exchange rates at the dates of the transactions are used. Exchange differences arising, are recognised initially in other comprehensive income and accumulated in the Group's foreign currency translation reserve.

On consolidation, exchange differences arising from the translation of the net investment in foreign entities (including monetary items that, in substance, form part of the net investment in foreign entities), and of borrowings and other currency instruments designated as hedges of such investments, are taken to the foreign currency translation reserve.

On disposal of a foreign operation, the accumulated foreign currency translation reserve relating to that operation is reclassified to profit or loss.

Goodwill and fair value adjustments arising on the acquisition of a foreign operation are treated as assets and liabilities of the foreign operation and translated at the closing rate.

### 2.19 Dividends

Equity dividends are recognised when they become legally payable. Interim dividends are recorded in the financial year in which they are declared payable. Final dividends are recorded in the financial year in which the dividends are approved by the shareholders. Dividends proposed or declared after the end of the reporting period are not recognised as a liability at the end of the reporting period.

# NOTES TO THE FINANCIAL STATEMENTS

FOR THE FINANCIAL YEAR ENDED 30 JUNE 2021

## 2. Significant accounting policies (Continued)

### 2.20 Segment reporting

An operating segment is a component of the Group that engages in business activities from which it may earn revenue and incur expenses, including revenue and expenses relating to transactions with the Group's other components. All operating segments' operating results are reviewed by the Group's Chief Executive Officer to make decisions about resources allocation to the segment and assess its performance, and for which discrete financial information is available.

### 2.21 Non-current assets held for sale

Non-current assets are classified as held for sale if their carrying amount will be recovered through a sale transaction rather than through continuing use. This condition is regarded as met only when the sale is highly probable and the asset is available for immediate sale in its present condition. Management must be committed to the sale, which should be expected to qualify for recognition as a completed sale within one year from the date of classification.

Non-current assets classified as held for sale are measured at the lower of the asset's previous carrying amount and fair value less costs to sell. The assets are not depreciated or amortised while classified as held for sale. Any impairment loss on initial classification and subsequent measurement is recognised as an expense. Any subsequent increase in fair value less costs to sell (not exceeding the accumulated impairment loss that has been previously recognised) is recognised in profit or loss.

## 3. Critical accounting judgements and key sources of estimation uncertainty

In the application of the Group's accounting policies, which are described in Note 2 to the financial statements, management made judgements, estimates and assumptions about the carrying amounts of assets and liabilities that were not readily apparent from other sources. The estimates and associated assumptions were based on historical experience and other factors that were considered to be reasonable under the circumstances. Actual results may differ from these estimates.

These estimates and underlying assumptions are reviewed on an ongoing basis. Revisions to accounting estimates are recognised in the period in which the estimate is revised if the revision affects only that period, or in the period of the revision and future periods if the revision affects both current and future periods.



# NOTES TO THE FINANCIAL STATEMENTS

FOR THE FINANCIAL YEAR ENDED 30 JUNE 2021

## 3. Critical accounting judgements and key sources of estimation uncertainty (Continued)

### 3.1 Critical judgements made in applying the accounting policies

The following are the critical judgements, apart from those involving estimations (see below) that management has made in the process of applying the Group's accounting policies and which have the significant effect on the amounts recognised in the consolidated financial statements.

(i) Classification between investment properties and property, plant and equipment

In accordance with SFRS(I) 1-40 *Investment Property*, the Group has established certain criteria in making judgement on whether a property qualifies as an investment property. Investment property is a property held for capital appreciation or to earn rentals or both. Some properties comprise a portion that is held to earn rentals or for capital appreciation and another portion that is held for use in the production or supply of goods or services or for administrative purposes. If these portions could be sold separately (or leased out separately under a finance lease), the Group would account for the portions separately. If the portions could not be sold separately, the property is an investment property only if an insignificant portion is held for use in the production or supply of goods or services or for administrative purposes. Judgement is made on an individual property basis to determine whether ancillary services are so significant that a property does not qualify as investment property. In addition, depending on the Group's latest corporate strategies, from time to time, the management may change the usage of its landed properties between property, plant and equipment and investment properties. The details of the Group's investment properties and property, plant and equipment are set out in Note 6 and Note 4 to the financial statements respectively.

(ii) Provision for income taxes

The Group has exposure to income taxes in several jurisdictions of which a portion of these taxes arose from certain transactions and computations for which ultimate tax determination is uncertain during the ordinary course of business. The Group recognises liabilities of expected tax issues based on their best estimates of the likely taxes due. Where the final tax outcome of these matters is different from the amounts that were initially recognised, such differences will impact the income tax and deferred tax positions in the period in which such determination is made.

# NOTES TO THE FINANCIAL STATEMENTS

FOR THE FINANCIAL YEAR ENDED 30 JUNE 2021

## 3. Critical accounting judgements and key sources of estimation uncertainty (Continued)

### 3.1 Critical judgements made in applying the accounting policies (Continued)

#### (iii) Evaluation of levels of control and influence

The Group and the Company carry on parts of its business activities through subsidiaries, associates or joint ventures. In those circumstances, the Group and the Company have the ability to affect the significant financial and operating policies of the investees through the presence of control, significant influence or joint control. The definition of control, significant influence and joint control is defined in Note 2.2 and Note 2.4 to the financial statements respectively. The determination of the level of influence the Group and the Company have over a business is often a mix of contractually defined and subjective factors that can be critical to the appropriate accounting treatment of investees in the Group's and the Company's financial statements. The management exercises significant judgement in analysing and evaluating relevant, subjective, diverse and sometimes contrasting qualitative and quantitative facts and circumstances surrounding its involvement in the investees, in determining whether the Group and the Company have control, significant influence or joint control over the investees. There are instances, where elements are present that, when considered in isolation, indicate control or lack of control over an investee, but when considered together makes it difficult to reach a clear conclusion. In certain circumstances, despite the lack of the required legal equity ownership, there could exist a parent-subsidiary relationship, an investor-associate relationship or a joint-investor relationship between the Group and the Company with these investees. Such evaluation and assessment processes do take into consideration to account for transactions and events in accordance with their substance and economic reality, and not merely their legal forms.

### 3.2 Key sources of estimation uncertainty

The key assumptions concerning the future and other key sources of estimation uncertainty at reporting date, that have a significant risk of causing a material adjustment to the carrying amounts of assets and liabilities within the next financial year, are discussed below.

#### (i) Impairment of goodwill

The Group determines whether goodwill is impaired at least on an annual basis. This requires an estimation of the recoverable amount based on the higher of fair value less costs of disposal or value-in-use of certain CGU to which the goodwill is allocated. Estimating the value-in-use requires the Group to make an estimate of the expected future cash flows from the CGU and suitable discount rate in order to calculate the present value of those cash flows. The carrying amount of the Group's goodwill as at 30 June 2021 was approximately \$110,485,000 (2020: \$104,653,000). The details of the impairment assessment and key assumptions used are set out in Note 11 to the financial statements.

# NOTES TO THE FINANCIAL STATEMENTS

FOR THE FINANCIAL YEAR ENDED 30 JUNE 2021

## 3. Critical accounting judgements and key sources of estimation uncertainty (Continued)

### 3.2 Key sources of estimation uncertainty (Continued)

#### (ii) Valuation of investment properties

The accounting policy relating to investment properties are described in Note 2.6 to the financial statements. In applying this policy, judgement made in the context of valuation of investment properties can materially impact the Group's financial position and performance. Accordingly, the Group engaged independent professional valuation specialists who used recognised valuation techniques, subjective assumptions and estimates such as future cash flows from these assets to determine the fair values of the investment properties. These estimates are based on local market conditions existing at the reporting date. In arriving at their estimates of market values, the independent professional valuation specialists used their market knowledge and professional judgement and did not rely solely on historical transaction comparables. The carrying amount of investment properties as at 30 June 2021 was approximately \$433,873,000 (2020: \$405,407,000). The details of valuation of the Group's investment properties are set out in Note 6 to the financial statements.

#### (iii) Impairment of investments in subsidiaries, associates and joint ventures

Management follows the guidance of SFRS(I) 1-36 *Impairment of Assets*, in determining whether investments in subsidiaries, associates and joint ventures are impaired. This requires assumptions to be made regarding the duration and extent to which the recoverable amount of an investment is less than its costs, the financial health, and near-term business outlook of the investments including factors such as industry and sector performance, changes in technology and operational and financing cash flows.

Management's assessment for impairment of investments in subsidiaries, associates and joint ventures are based on the estimation of value-in-use of the CGU by forecasting the expected future cash flows for a period of up to 5 years, using a suitable discount rate to calculate the present value of those cash flows or fair value less cost of disposal. As at 30 June 2021, the Group's carrying amount of investments in joint ventures and associates as at 30 June 2021 were approximately \$3,712,000 and \$6,079,000 (2020: \$970,000 and \$49,758,000) respectively and the Company's investment in subsidiaries is \$442,737,000 (2020: \$478,488,000).

#### (iv) Income tax position

The Group and the Company have exposure to income taxes in various jurisdictions. Significant judgement is involved in determining the provisions for income taxes on a group basis.

Some of the Group's People's Republic of China ("PRC") subsidiaries did not recognise any income tax liabilities on its education-related income. Management is of the opinion such education-related income is tax exempted according to the tax practices in PRC and their experience as education operators in PRC. Further, there are no specific tax implementation measures applicable for such income in PRC yet and tax liabilities cannot be reliably quantified as at year end.

# NOTES TO THE FINANCIAL STATEMENTS

FOR THE FINANCIAL YEAR ENDED 30 JUNE 2021

## 3. Critical accounting judgements and key sources of estimation uncertainty (Continued)

### 3.2 Key sources of estimation uncertainty (Continued)

#### (iv) Income tax position (Continued)

The Company has exposure to income taxes in Singapore and PRC of which a portion of these taxes arose from certain transactions and computations for which ultimate tax determination is uncertain as at reporting date.

The Group and the Company recognised liabilities for expected tax issues based on estimates of additional liable taxes. Where the final tax outcome of these matters is different from the tax position by the Group and the Company, such differences will impact the income tax and deferred tax provision in the financial year in which such determination is made.

The carrying amounts of the Group's income tax payable, deferred tax assets and liabilities as at 30 June 2021 are \$10,486,000 (2020: \$10,018,000), \$1,381,000 (2020: \$1,720,000) and \$74,351,000 (2020: \$56,983,000) respectively. As at 30 June 2021, the Company's income tax payable is \$51,000 (2020: \$51,000).

#### (v) Expected credit loss for trade and other receivables

Management establishes the loss allowance for receivables based on expected credit loss model. In determining the expected credit losses for trade receivables, management categorised the trade debtors based on their historical loss pattern, historical payment profile and adjusted for the current condition and forecast of future economic conditions that may affect the ability of the customers to settle the trade receivables at the reporting date. For non-trade debtors, management considers the performance, financial capability as well as payment profile of these non-trade debtors in order to determine the appropriate stage of expected credit loss for these debtors. Probability or risk of default is then being estimated by considering the future conditions. Additionally, management also evaluates expected credit loss for customer in financial difficulties separately (credit-impaired).

The carrying amounts of trade and other receivables of the Group and the Company as at 30 June 2021 are \$110,947,000 and \$252,518,000 (2020: \$103,680,000 and \$259,560,000) respectively. The details of the Group's assessment of the credit risks are set out in Note 12 to the financial statements.

#### (vi) Gain on disposal of non-current assets held for sale

In relation to Hefei City Authority's compulsory acquisition of Wanbo Institute of Science & Technology ("WIST")'s and Hefei Lanjing Science and Trade Co., Ltd. ("HLST")'s land as disclosed in Note 14, the proportion of the compensation consideration allocated to WIST and HLST was determined to be 63% and 37% respectively. Significant estimates were used by management to determine the allocation after taking into consideration the respective land's designated use, site area and recent relevant market data in the vicinity.

During the current financial year, the Group recorded a gain on disposal of amounting to S\$28.4 million as disclosed in Note 14 to the financial statements.

# NOTES TO THE FINANCIAL STATEMENTS

FOR THE FINANCIAL YEAR ENDED 30 JUNE 2021

## 4. Property, plant and equipment

	Freehold land \$'000	Leasehold land, buildings and improvements \$'000	Plant and equipment \$'000	Furniture, fittings and equipment \$'000	Computer equipment \$'000	Motor vehicle \$'000	Construction in-progress \$'000	Total \$'000
<b>Group</b>								
<b>2021</b>								
<b>Cost</b>								
Balance at 1 July 2020	66,436	439,463	5,141	19,689	12,450	1,584	9,140	553,903
Additions	-	760	210	630	242	72	18,855	20,769
Acquisition of subsidiary								
(Note 7)	-	151,004	-	-	-	-	-	151,004
Disposals	-	(4,158)	(45)	(121)	(44)	(168)	-	(4,536)
Written off	-	-	-	(7)	(41)	-	-	(48)
Reclassification to non-current assets held for sale (Note 14)	-	(43,617)	-	-	-	-	-	(43,617)
Foreign currency realignment	(1,326)	11,264	301	360	235	69	607	11,510
Balance at 30 June 2021	65,110	554,716	5,607	20,551	12,842	1,557	28,602	688,985

# NOTES TO THE FINANCIAL STATEMENTS

FOR THE FINANCIAL YEAR ENDED 30 JUNE 2021

## 4. Property, plant and equipment (Continued)

	Freehold land \$'000	Leasehold land, buildings and improvements \$'000	Plant and equipment \$'000	Furniture, fittings and equipment \$'000	Computer equipment \$'000	Motor vehicle \$'000	Construction in-progress \$'000	Total \$'000
<b>Group</b>								
<b>2021</b>								
<b>Accumulated depreciation and impairment losses</b>								
Balance at 1 July 2020	-	63,974	3,946	12,124	10,001	1,028	-	91,073
Depreciation charged	-	13,159	270	1,606	1,113	121	-	16,269
Disposals	-	(356)	(16)	(105)	(44)	(153)	-	(674)
Written off	-	-	-	(6)	(39)	-	-	(45)
Reclassification to non-current assets held for sale (Note 14)	-	(18,314)	-	-	-	-	-	(18,314)
Foreign currency realignment	-	1,679	232	281	149	49	-	2,390
Balance at 30 June 2021	-	60,142	4,432	13,900	11,180	1,045	-	90,699
<b>Carrying amounts</b>								
Balance at 30 June 2021	65,110	494,574	1,175	6,651	1,662	512	28,602	598,286



# NOTES TO THE FINANCIAL STATEMENTS

FOR THE FINANCIAL YEAR ENDED 30 JUNE 2021

## 4. Property, plant and equipment (Continued)

	Freehold land \$'000	Leasehold land, buildings and improvements \$'000	Plant and equipment \$'000	Furniture, fittings and equipment \$'000	Computer equipment \$'000	Motor vehicle \$'000	Construction in-progress \$'000	Total \$'000
<b>Group</b>								
<b>2020</b>								
<b>Cost</b>								
Balance at 1 July 2019	59,664	417,564	1,903	22,386	12,415	1,709	9,454	525,095
Additions	-	1,037	221	1,258	388	223	7,808	10,935
Disposals	-	(100)	(57)	(446)	(173)	(214)	-	(990)
Written off	-	(396)	-	(425)	(194)	(139)	-	(1,154)
Reclassification	-	8,093	3,081	(3,081)	-	-	(8,093)	-
Transfer from investment properties (Note 6)	6,378	12,932	-	-	-	-	-	19,310
Foreign currency realignement	394	333	(7)	(3)	14	5	(29)	707
Balance at 30 June 2020	66,436	439,463	5,141	19,689	12,450	1,584	9,140	553,903

# NOTES TO THE FINANCIAL STATEMENTS

FOR THE FINANCIAL YEAR ENDED 30 JUNE 2021

## 4. Property, plant and equipment (Continued)

	Freehold land \$'000	Leasehold land, buildings and improvements \$'000	Plant and equipment \$'000	Furniture, fittings and equipment \$'000	Computer equipment \$'000	Motor vehicle \$'000	Construction in-progress \$'000	Total \$'000
<b>Group</b>								
<b>2020</b>								
<b>Accumulated depreciation and impairment losses</b>								
Balance at 1 July 2019	-	54,701	1,742	12,972	8,956	1,225	-	79,596
Depreciation charged	-	9,726	242	1,980	1,314	136	-	13,398
Disposals	-	(100)	(54)	(401)	(170)	(210)	-	(935)
Written off	-	(358)	-	(407)	(110)	(124)	-	(999)
Reclassifications	-	-	2,021	(2,021)	-	-	-	-
Foreign currency realignment	-	5	(5)	1	11	1	-	13
Balance at 30 June 2020	-	63,974	3,946	12,124	10,001	1,028	-	91,073
<b>Carrying amounts</b>								
Balance at 30 June 2020	66,436	375,489	1,195	7,565	2,449	556	9,140	462,830

# NOTES TO THE FINANCIAL STATEMENTS

FOR THE FINANCIAL YEAR ENDED 30 JUNE 2021

## 4. Property, plant and equipment (Continued)

	<b>Computer equipment \$'000</b>
<b><u>Company</u></b>	
<b>Cost</b>	
Balance at 1 July 2020	11
Additions	2
Balance at 30 June 2021	<u>13</u>
<b>Accumulated depreciation</b>	
Balance at 1 July 2020	1
Depreciation	3
Balance at 30 June 2021	<u>4</u>
<b>Carrying amount</b>	
Balance at 30 June 2021	<u><u>9</u></u>
<b>Cost</b>	
Balance at 1 July 2018 and 2019	-
Additions	11
Balance at 30 June 2020	<u>11</u>
<b>Accumulated depreciation</b>	
Balance at 1 July 2018 and 2019	-
Depreciation	1
Balance at 30 June 2020	<u>1</u>
<b>Carrying amount</b>	
Balance at 30 June 2020	<u><u>10</u></u>

Certain leasehold land, buildings and improvements consist of certain land use rights.

Certain freehold land and leasehold land, buildings and improvements with carrying value of \$252.3 million (2020: \$261.7 million) were mortgaged to secure borrowings as referred to in Note 16 to the financial statements.

During financial year 30 June 2020, borrowing costs of \$0.7 million which arose on the financing specifically for the construction in-progress were capitalised within construction in-progress.

# NOTES TO THE FINANCIAL STATEMENTS

FOR THE FINANCIAL YEAR ENDED 30 JUNE 2021

## 5. Right-of-use assets

	Leased premises \$'000	Office equipment \$'000	Motor vehicle \$'000	Total \$'000
<b>Group</b>				
<b>Cost</b>				
Balance at 1 July 2020	6,326	417	683	7,426
Additions	2,538	49	-	2,587
Disposals	-	-	(8)	(8)
Lease modification	(2,372)	(7)	-	(2,379)
Foreign currency realignment	112	(9)	(3)	100
Balance at 30 June 2021	6,604	450	672	7,726
<b>Accumulated amortisation</b>				
Balance at 1 July 2020	1,898	65	171	2,134
Amortisation charged	1,416	111	68	1,595
Disposals	-	-	(2)	(2)
Lease modification	(570)	(7)	-	(577)
Foreign currency realignment	16	20	(1)	35
Balance at 30 June 2021	2,760	189	236	3,185
<b>Carrying amounts</b>				
Balance at 30 June 2021	3,844	261	436	4,541
<b>Cost</b>				
Balance at 1 July 2019	6,249	268	571	7,088
Additions	141	151	119	411
Foreign currency realignment	(64)	(2)	(7)	(73)
Balance at 30 June 2020	6,326	417	683	7,426
<b>Accumulated amortisation</b>				
Balance at 1 July 2019	-	-	107	107
Amortisation charged	1,932	65	66	2,063
Foreign currency realignment	(34)	-	(2)	(36)
Balance at 30 June 2020	1,898	65	171	2,134
<b>Carrying amounts</b>				
Balance at 30 June 2020	4,428	352	512	5,292

### Restrictions

Included in the above, motor vehicles and office equipment with a carrying amount of \$572,680 (2020: \$726,286) is secured by the lease liabilities of \$405,642 (2020: \$522,591) (Note 17) as at 30 June 2021. The motor vehicles and office equipment will be returned to lessor in the event of default by the Group.

# NOTES TO THE FINANCIAL STATEMENTS

FOR THE FINANCIAL YEAR ENDED 30 JUNE 2021

## 6. Investment properties

	Group	
	2021	2020
	\$'000	\$'000
Balance at beginning of financial year	405,407	477,638
Additions	1,066	12,426
Fair value gain recognised in profit or loss, net	13,839	3,180
Transfer to property, plant and equipment (Note 4)	-	(19,310)
Disposal of investment properties	(741)	(69,477)
Foreign currency realignment	14,302	950
Balance at end of financial year	<u>433,873</u>	<u>405,407</u>

- (a) As at 30 June 2021, the investment properties relate to land and properties of certain subsidiaries held by Oriental University City Limited ("OUCL"), Oriental University City Holdings (H.K.) Limited ("OUCHK") (collectively "OUC"), Trophy Land Global Limited ("TLG"), Raffles Iskandar Sdn. Bhd. ("RU"), Raffles K12 Sdn. Bhd. ("RK12"), Mandurah Resort Pty Ltd ("Mandurah"), Raffles College of Design and Business (Private) Limited ("RUSL"), Raffles Siviez 1750 Pte. Ltd. ("Siviez") and 4 Vallees Pte. Ltd. ("4Vallees"). OUC owns and leases out investment properties to colleges within its self-contained campus. The land under RU, Mandurah and RUSL are vacant as at 30 June 2021. RK12 has utilised part of the land for cafeteria and boarding facilities rental. Siviez owns a commercial building. 4Vallees owns a hotel and facilities ("Hotel") and seven commercial units ("commercial units"), of which four are rented out.

Rental income from the Group's investment properties which are leased out under operating leases, amounted to \$13.5 million (2020: \$18.6 million). Direct operating expenses arising from rental and non-rental generating investment properties amounted to \$3.6 million and \$2.3 million (2020: \$4.8 million and \$2.1 million) respectively.

- (b) Investment properties are stated at fair value, determined based on professional valuation carried out by firms of independent professional valuation specialists holding recognised and relevant professional qualifications and recent experience in the locations and categories of the properties being valued. The valuation conforms to International Valuation Standards and is based on the assets' highest and best use, which is in line with actual use.

The valuations are mainly performed using Direct Comparison Approach and Income Approach.

Direct Comparison Approach makes reference to the comparable sales evidence in the relevant locality with adjustments made to reflect the differences in size, location, tenure, condition, prevailing market conditions and all other relevant factors affecting its use. The major inputs into the valuation model were the price per square metre and size of the properties.

Income Approach is based on capitalisation of net rental income derived from the existing tenancies with due allowances for revisionary income potential of the property or by reference to comparable market transactions. The major inputs into the valuation model were the rental rates and capitalisation rates.

# NOTES TO THE FINANCIAL STATEMENTS

FOR THE FINANCIAL YEAR ENDED 30 JUNE 2021

## 6. Investment properties (Continued)

(b) (Continued)

For valuations performed by independent professional valuation specialist, the management reviews the appropriateness of the valuation methodologies and assumptions adopted including reliability of the inputs used in the valuations.

The Group categorises fair value measurement using a fair value hierarchy that is dependent on the valuation inputs used as follows:

- Level 1 – Quoted prices (unadjusted) in active markets for identical assets or liabilities that the Group can access at the measurement date;
- Level 2 – Inputs other than quoted prices included within Level 1 that are observable for the asset or liability, either directly or indirectly; and
- Level 3 – Unobservable inputs for the asset or liability.

Fair value measurements that use inputs of different hierarchy levels are categorised in its entirety in the same level of the fair value hierarchy as the lowest level input that is significant to the entire measurement.

The fair value of the investment properties is considered Level 3 recurring fair value measurements.

The following table shows the information about fair value measurements using significant unobservable inputs (Level 3):

Valuation techniques	Key unobservable inputs	Range	Inter-relationship between key unobservable inputs and fair value measurement
Income approach	Capitalisation rate	2.51% - 8.0% per annum (2020: 2.51% - 5.5% per annum)	Increase in capitalisation rate would result in lower fair value.
	Monthly rental rate	\$2.9 - \$20.1 per sqm (2020: \$1.0 - \$19.1 per sqm)	Increase in monthly rental rate would result in higher fair value.
Direct comparison approach	Price per square metre <sup>(1)</sup>	\$94- \$1,080 per sqm (2020: \$94 - \$1,652 per sqm)	Increase in price per square metre would result in higher fair value.

<sup>(1)</sup> The yield adjustments are made for any difference in the nature, location or condition of the specific property.



# NOTES TO THE FINANCIAL STATEMENTS

FOR THE FINANCIAL YEAR ENDED 30 JUNE 2021

## 6. Investment properties (Continued)

- (c) As at 30 June 2021, \$254 million (2020: \$275.3 million) of the Group's investment properties are held under remaining leasehold interests between 28 to 33 years (2020: 29 to 34 years). The remaining investment properties are freehold.
- (d) Certain investment properties with carrying values totalling \$170.6 million (2020: \$120.1 million) were mortgaged to secure borrowings as referred to in Note 16 to the financial statements.
- (e) Investment properties of the Group are held mainly for leasing to tenants under operating leases.
- (f) As at 30 June 2021, an investment property with carrying value of \$8.3 million (2020: \$9.2 million) is currently pending procedural approval by the local authority on the mix development and further fragmentation of the land.

## 7. Investments in subsidiaries

	Company	
	2021	2020
	\$'000	\$'000
Quoted equity shares, at cost	68,736	68,736
Unquoted equity shares, at cost	398,300	398,007
Less: Allowance for impairment losses	(24,299)	(24,275)
	442,737	442,468
Convertible note receivables	-	36,020
	442,737	478,488

As at 30 June 2020 the convertible note receivables borne interest at 2.48% per annum, payable semi-annually in arrears every six calendar months, matures in 29 August 2028 and included the right to convert the whole or any part of the outstanding amount into common shares of Oriental University City Holdings (H.K.) Limited ("OUCHK") at HK\$2.30 per share at any time before maturity. The outstanding amount shall be automatically converted into such number of shares as will be determined by dividing the outstanding amount by HK\$2.30 per share on the maturity date. The convertible note receivables approximated its fair value as the interest rates approximate market rates for similar types of loans as at 30 June 2020. On 16 February 2021, the Company redeemed the entire convertible note that remained outstanding together with the outstanding interests up to that date.

The convertible note receivables were denominated in Hong Kong Dollars.

# NOTES TO THE FINANCIAL STATEMENTS

FOR THE FINANCIAL YEAR ENDED 30 JUNE 2021

## 7. Investments in subsidiaries (Continued)

Analysis of allowance for impairment losses on investments in subsidiaries during the financial year is as follows:

	<b>Company</b>	
	<b>2021</b>	<b>2020</b>
	<b>\$'000</b>	<b>\$'000</b>
Balance at beginning of financial year	24,275	28,479
Allowance made during the financial year	24	222
Allowance written off against provision during the financial year	-	(4,426)
Balance at end of financial year	<u>24,299</u>	<u>24,275</u>

As at each reporting date, the Company carried out a review of the recoverable amounts of the investment in subsidiaries, resulting in the recognition of impairment losses of approximately \$24,000 (2020: \$222,000) for the financial year ended 30 June 2021, due to the financial performance and cessation of operations by these subsidiaries.

Details of the significant subsidiaries are as follows:

	<b>Effective equity interest held by the Group</b>		<b>Country of incorporation/ principal place of business</b>	<b>Principal activities</b>
	<b>2021</b>	<b>2020</b>		
	<b>%</b>	<b>%</b>		
<b>Subsidiaries</b>				
Wanbo Institute of Science & Technology <sup>(a)</sup>	100	100	The People's Republic of China	Provision of vocational and technical training
Tianjin University of Commerce Boustead College <sup>(a)</sup>	100	100	The People's Republic of China	Provider of education services
Raffles College of Higher Education Sdn. Bhd. <sup>(a)</sup> ("RKL")	70*	70*	Malaysia	Provision of training programmes and courses in various areas of design and management
Raffles K12 Sdn. Bhd. <sup>(a)</sup>	100	100	Malaysia	Operating an American system school
Raffles College of Higher Education Pte. Ltd.	100	100	Singapore	Provider of education services
Langfang Tonghui Education Consulting Co., Ltd <sup>(a)</sup>	99	99	The People's Republic of China	Provider of education consulting and development services

# NOTES TO THE FINANCIAL STATEMENTS

FOR THE FINANCIAL YEAR ENDED 30 JUNE 2021

## 7. Investments in subsidiaries (Continued)

Details of the significant subsidiaries are as follows: (Continued)

	Effective equity interest held by the Group		Country of incorporation/ principal place of business	Principal activities
	2021 %	2020 %		
Subsidiaries				
Oriental University City Holdings (H.K.) Limited (“OUCHK”) and its subsidiaries (“OUCHK Group”) <sup>(a)</sup>	75**	75**	The People’s Republic of China	Provider of education supporting services
Langfang Hezhong Real Estate Development Co., Ltd <sup>(a)</sup>	70***	-	The People’s Republic of China	Property investment
4 Vallees Pte. Ltd.	94	94	Singapore	Property investment
Raffles Assets (Singapore) Pte. Ltd.	100	100	Singapore	Property investment
Educomp-Raffles Higher Education Limited (“ERHEL”) <sup>(b)</sup>	99	99	India	Provision of training programmes and courses in various areas of design and management

Notes on significant subsidiaries:

All the subsidiaries above are audited by BDO LLP, Singapore except for the following:

<sup>(a)</sup> Audited by overseas member firms of BDO

<sup>(b)</sup> Audited by BDO LLP, Singapore for consolidation purposes.

In appointing the auditors of the Company and the subsidiaries, the Group has complied with Rule 712 and Rule 716 of the SGX-ST Listing Rules.

\* As at 30 June 2020, the non-controlling interest of RKL has assigned to the Group all of its rights, title and interest in and for all present and future dividend of RKL.

\*\* OUCHK is listed on the Growth Enterprise Market ("GEM") of the Hong Kong Stock Exchange. Significant subsidiary within OUCHK Group includes Langfang Development Zone Oriental University City Education Consultancy Co., Ltd, whose principal activities being provision of education facilities rental services in the People's Republic of China.

# NOTES TO THE FINANCIAL STATEMENTS

FOR THE FINANCIAL YEAR ENDED 30 JUNE 2021

## 7. Investments in subsidiaries (Continued)

\*\*\* On 30 September 2020, the Group acquired the further 35.9% equity interest in Langfang Hezhong Real Estate Development Co., Ltd. ("Hezhong"), bringing the total shareholding in Hezhong to 70%. As a result, Hezhong, which was previously an associate of the Group (Note 9) became a subsidiary. The details of the acquisition is set out below.

### **Acquisition of subsidiary in FY2021**

On 30 September 2020, the Group acquired the further 35.9% equity interest in Langfang Hezhong Real Estate Development Co., Ltd. ("Hezhong"), bringing the total shareholding in Hezhong to 70%. As a result, Hezhong, which was previously an associate of the Group (Note 9) became a subsidiary. The Group has acquired Hezhong to create revenue streams complimentary to the Group's businesses.

	<b>At 30 Sep 2020 \$'000</b>
<i>Purchase consideration</i>	
Cash paid	50,085
Cash payable	1,238
Total consideration	<u>51,323</u>
<i>Assets and liabilities at date of acquisition:</i>	
Property, plant and equipment	151,004
Other payables	(3,391)
Deferred tax liabilities	(2,156)
Net identifiable assets at fair value	<u>145,457</u>
Less:	
Non-controlling Interest, based on their proportionate interest in the recognised amounts of the assets and liabilities of Hezhong	(43,628)
Pre-existing interest in Hezhong (Note 9)	(47,249)
Remeasurement of investment in associate	(2,342)
Bargain purchase on acquisition of subsidiary	(915)
Net bargain purchase on acquisition of subsidiary (Note 24)	<u>(3,257)</u>
Consideration transferred for the business	<u>51,323</u>

From the date of acquisition, Hezhong has contributed revenue and net loss of \$Nil and \$2,741,000 respectively to the Group results. If the acquisition had occurred on 1 July 2020, management estimates that the Group's revenue and profit for the year would have been \$97,729,000 and \$15,685,000 respectively.

There is no transaction cost related to the acquisition for the year ended 30 June 2021.

# NOTES TO THE FINANCIAL STATEMENTS

FOR THE FINANCIAL YEAR ENDED 30 JUNE 2021

## 7. Investments in subsidiaries (Continued)

### Acquisition of subsidiary in FY2020

During the financial year ended 30 June 2020, the Group obtained additional 41.2% equity interest in ERHEL. As a result, the Group's equity interest in ERHEL increased from 58.1% to 99.3%, granting it control of ERHEL.

	<b>2020</b> <b>\$'000</b>
<i>Assets and liabilities at date of acquisition:</i>	
Other receivables	18,404
Other payables	(4,790)
Net identifiable assets at fair value	<u>13,614</u>
Group's existing 58% interest in net identifiable assets of ERHEL at fair value	7,896
Less: Carrying amount of equity-accounted investee at the date of acquisition	(13,039)
Less: Foreign currency translation reserve reclassified to profit or loss	(477)
Remeasurement to fair value of pre-existing interest in ERHEL	<u>(5,620)</u>
Consideration transferred	_*
Non-controlling interest, based on their proportionate interest in the recognised amounts of the assets and liabilities of ERHEL	(90)
Fair value of pre-existing interest in ERHEL	(7,896)
Fair value of net identifiable assets	13,614
Bargain purchase on acquisition of subsidiary	<u>5,628</u>
Net bargain purchase on acquisition of subsidiary (Note 24)	<u>8</u>

\* The Group paid \$10,000 during the financial year ended 30 June 2019 and the amount was included as part of carrying amount of ERHEL at date of acquisition of \$13,039,000.

Prior to the acquisition, the Group accounted for ERHEL as a joint venture.

There is no transaction costs related to the acquisition for the year ended 30 June 2020.

# NOTES TO THE FINANCIAL STATEMENTS

FOR THE FINANCIAL YEAR ENDED 30 JUNE 2021

## 7. Investments in subsidiaries (Continued)

### Non-controlling interests

The following subsidiaries of the Group have material non-controlling interests ("NCI"):

	Effective equity interest held by the NCI		Country of incorporation/ principal place of business
	2021	2020	
	%	%	
<b>Subsidiaries</b>			
Oriental University City Holdings (H.K.) Limited and its subsidiaries (“OUCHK Group”)	25	25	The People’s Republic of China
Langfang Hezhong Real Estate Development Co., Ltd (“Hezhong”)	30	-	The People’s Republic of China

Summarised financial information in relation to the subsidiaries that have non-controlling interests ("NCI") that are material to the Group, before inter-company eliminations together with amounts attributed to NCI, is presented below:

	OUCHK Group		Hezhong
	2021 \$'000	2020 \$'000	2021 \$'000
Revenue	13,394	14,758	-
Profit/(loss) before income tax	11,771	14,004	(3,833)
Income tax expense	(4,765)	(4,460)	(82)
Profit/(loss) after income tax	7,006	9,544	(3,915)
Profit/(loss) allocated to NCI	1,751	2,386	(1,174)
Other comprehensive income allocated to NCI	3,181	(21)	1,337
Total comprehensive income allocated to NCI	4,932	2,365	163
Dividends paid to NCI	-	-	-
Cash flows from operating activities	4,166	4,985	-
Cash flows used in investing activities	(619)	(18,306)	-
Cash flows from financing activities	1,737	13,315	-
Net cash outflows	5,284	(6)	-

# NOTES TO THE FINANCIAL STATEMENTS

FOR THE FINANCIAL YEAR ENDED 30 JUNE 2021

## 7. Investments in subsidiaries (Continued)

### Non-controlling interests (Continued)

	<b>OUCHK Group</b>		<b>Hezhong</b>
	<b>2021</b>	<b>2020</b>	<b>2021</b>
	<b>\$'000</b>	<b>\$'000</b>	<b>\$'000</b>
Assets:			
Current assets	10,760	4,901	-
Non-current assets	329,899	298,579	152,104
Liabilities:			
Current liabilities	(15,985)	(9,164)	(3,964)
Non-current liabilities	(78,882)	(68,229)	(2,171)
Net assets	245,792	226,087	145,969
Accumulated non-controlling interests	61,454	56,522	43,791

## 8. Investments in joint ventures

	<b>Group</b>	
	<b>2021</b>	<b>2020</b>
	<b>\$'000</b>	<b>\$'000</b>
Unquoted equity shares, at cost	10,755	10,755
Share of post-acquisition reserves of joint ventures	(7,043)	(9,785)
	3,712	970

Details of the joint ventures are as follows:

	<b>Effective equity interest held by the Group</b>		<b>Country of incorporation/ principal place of business</b>	<b>Principal activities</b>
	<b>2021</b>	<b>2020</b>		
	<b>%</b>	<b>%</b>		
<b>Joint ventures</b>				
Value Vantage Pte. Ltd. ("VVPL") <sup>(a)</sup>	50	50	Singapore	Investment holding
Raffles Education Middle East Training Co. Ltd <sup>(b)</sup>	50	50	Saudi Arabia	Provision of education services and training programmes

Notes on joint ventures:

<sup>(a)</sup> Audited by BDO LLP, Singapore

<sup>(b)</sup> Based on management's assessment and judgement, the financial information of the insignificant joint venture is immaterial for disclosures.



# NOTES TO THE FINANCIAL STATEMENTS

FOR THE FINANCIAL YEAR ENDED 30 JUNE 2021

## 8. Investments in joint ventures (Continued)

Summarised financial information of the Group's significant joint venture is presented below:

	VVPL	
	2021	2020
	\$'000	\$'000
Current assets <sup>(1)</sup>	131	1,000
Non-current assets	13,555	11,005
Current liabilities	(16)	(225)
Non-current liabilities	(6,246)	(9,840)
Net assets	7,424	1,940
<sup>(1)</sup> Included in the above amounts are:		
Cash and cash equivalents	131	1,000
Revenue		
Profit after tax <sup>(2)</sup> , representing total comprehensive income	5,484	113
<sup>(2)</sup> Included in the above amounts are:		
Interest income	-	1

The information above reflects the amounts presented in the financial statements of the joint ventures and not the Group's share of those amounts.

### Reconciliation of summarised financial information

Reconciliation of the summarised financial information presented, to the carrying amount of the Group's interest in significant joint ventures, is as follows:

	VVPL	
	2021	2020
	\$'000	\$'000
Proportion of Group's interest	50%	50%
Group's share of net assets	3,712	970
Group's carrying amount of investment in joint ventures	3,712	970

The Group has not recognised losses relating to the joint venture where its share of losses exceeded the Group's carrying amount of its investment in the joint venture. The Group's cumulative share of unrecognised losses were \$1.6 million (2020: \$1.48 million) of which \$126,000 (2020: \$278,000) was the share of the current year losses. The Group has no obligation in respect of those losses.

# NOTES TO THE FINANCIAL STATEMENTS

FOR THE FINANCIAL YEAR ENDED 30 JUNE 2021

## 9. Investments in associates

	Group	
	2021	2020
	\$'000	\$'000
Quoted equity shares, at cost	3,029	3,029
Unquoted equity shares, at cost	48,862	48,862
Share of post-acquisition results	3,146	(228)
Allowance for impairment losses	(522)	(1,905)
Return of capital	(1,187)	-
Deemed disposal of associate (Note 7)	(47,249)	-
	<u>6,079</u>	<u>49,758</u>

Analysis of allowance for impairment losses on investment in Axiom Properties Limited during the financial year is as follow:

	Group	
	2021	2020
	\$'000	\$'000
Balance at beginning of financial year	1,905	-
(Reversal of)/Impairment loss recognised in the year	(1,428)	1,905
Translation difference	45	-
Balance at end of financial year	<u>522</u>	<u>1,905</u>

Details of associates are as follows:

	Effective equity interest held by the Group		Country of incorporation/ principal place of business	Principal activities
	2021 %	2020 %		
<b>Associates</b>				
KHID Co., Ltd <sup>(b)(c)</sup>	50.0	50.0	Mongolia	Investment holding
Axiom Properties Limited (“Axiom”) <sup>(a)(d)</sup>	14.3	14.3	Australia	Property development and investment
Langfang He Zhong Real Estate Development Co., Ltd. (“Hezhong”) <sup>(a)(e)</sup>	-	34.1	People’s Republic of China	Property development and property leasing

# NOTES TO THE FINANCIAL STATEMENTS

FOR THE FINANCIAL YEAR ENDED 30 JUNE 2021

## 9. Investments in associates (Continued)

Notes on associates:

- (a) Audited by overseas member firm of BDO
- (b) Audited by Confidence Audit LLC, Mongolia
- (c) Based on management's assessment and judgement, the financial information of the insignificant associate is immaterial for disclosure.
- (d) Although the Group's ownership interest in Axiom is less than 20%, the Group has the rights to appoint representative on the board of directors of Axiom. Management therefore considered that the Group has the power to exercise significant influence and accounted the investment in Axiom as an associate. On 24 March 2021, Axiom reduced its share capital by returning to each shareholder an amount equal to AU\$0.015 per share. The Group received total amount of \$1,187,000 as a result.
- (e) On 30 September 2020, the Group's acquired additional equity interest in Hezhong. As a result, the Group's shareholding increased from 34.1% to 70% and accordingly, Hezhong became a subsidiary (Note 7).

As at 30 June 2021, the fair value of the Group's investment in Axiom, which is listed on the Australian Securities Exchange, was \$5,490,000 (2020: \$3,148,000). The fair value measurement is classified within Level 1 of the fair value hierarchy.

As at 30 June 2021, the fair value less costs to sell of the corresponding interest in Axiom has been determined as higher than the carrying amount hence the management recognised an reversal of impairment loss of \$1,428,000 in profit or loss for the financial year ended 30 June 2021.

Summarised financial information of Hezhong and Axiom are as follows:

	<b>Hezhong</b>	<b>Axiom</b>	
	<b>2020</b>	<b>2021</b>	<b>2020</b>
	<b>\$'000</b>	<b>\$'000</b>	<b>\$'000</b>
Current assets	16,484	28,298	7,422
Non-current assets	122,334	13,044	18,696
Current liabilities	(3,302)	(10,446)	(1,304)
Non-current liabilities	-	(446)	(631)
Net assets	<u>135,516</u>	<u>30,450</u>	<u>24,183</u>
Revenue	-	1,149	202
Profit/(loss) after tax	(4,759)	11,377	420
Other comprehensive income	(92)	(372)	364
Total comprehensive income	<u>(4,851)</u>	<u>11,005</u>	<u>784</u>

# NOTES TO THE FINANCIAL STATEMENTS

FOR THE FINANCIAL YEAR ENDED 30 JUNE 2021

## 9. Investments in associates (Continued)

The information above reflects the amounts presented in the financial statements of the associates (and not the Group's share of those amounts), adjusted for fair value adjustments and differences in accounting policies between the Group and the associates.

	2021 Axiom \$'000	Hezhong \$'000	2020 Axiom \$'000	Total \$'000
Share of net assets	5,788	46,211	4,600	50,811
Goodwill	522	-	522	522
Less: Allowance for impairment losses	(522)	-	(1,905)	(1,905)
Carrying value of investment	5,788	46,211	3,217	49,428
Add:				
Carrying value of individually immaterial associate	291			330
Carrying value of the Group's investments in associates	6,079			49,758

## 10. Financial assets at FVOCI

	Group 2020 \$'000
At 1 July	606
Fair value recognised in OCI	4
Disposal	(610)
	-

The Group designated all equity instruments to be measured at fair value through other comprehensive income ("FVOCI"). The Group intended to hold these investments for long-term for appreciation in value as well as strategic investment purposes. Dividend income recognised for these investments were included in "other income".

During the prior financial year, the Group disposed these investments as part of the strategic investments decision. The fair value of these equity instruments at the date of derecognition amounted to \$610,000. The cumulative gain or loss associated with this investment was transferred within equity.

The fair value was determined based on professional valuation carried out by independent valuation specialists. The valuation was done based on asset-based business valuation method which use level 3 inputs.

# NOTES TO THE FINANCIAL STATEMENTS

FOR THE FINANCIAL YEAR ENDED 30 JUNE 2021

## 11. Intangible assets

	Goodwill on acquisitions \$'000	Trademarks and licenses \$'000	Development costs \$'000	Computer software \$'000	Total \$'000
<b>Group</b>					
<b>2021</b>					
<b>Cost</b>					
Balance at 1 July 2020	104,653	608	3,150	115	108,526
Additions	-	2	10	-	12
Written off	-	-	(30)	-	(30)
Foreign currency realignment	5,832	(34)	(7)	-	5,791
Balance at 30 June 2021	110,485	576	3,123	115	114,299
<b>Accumulated amortisation and impairment losses</b>					
Balance at 1 July 2020	-	223	2,553	66	2,842
Amortisation	-	21	310	14	345
Written off	-	-	(30)	-	(30)
Foreign currency realignment	-	(3)	(9)	(1)	(13)
Balance at 30 June 2021	-	241	2,824	79	3,144
<b>Carrying amounts</b>					
As at 30 June 2021	110,485	335	299	36	111,155

# NOTES TO THE FINANCIAL STATEMENTS

FOR THE FINANCIAL YEAR ENDED 30 JUNE 2021

## 11. Intangible assets (Continued)

	Goodwill on acquisitions \$'000	Trademarks and licenses \$'000	Development costs \$'000	Computer software and computer software under development \$'000	Total \$'000
<b>Group</b>					
<b>2020</b>					
<b>Cost</b>					
Balance at 1 July 2019	104,741	614	3,326	429	109,110
Additions	-	5	23	19	47
Written off	-	-	(202)	(330)	(532)
Foreign currency realignment	(88)	(11)	3	(3)	(99)
Balance at 30 June 2020	104,653	608	3,150	115	108,526
<b>Accumulated amortisation and impairment losses</b>					
Balance at 1 July 2019	-	200	2,282	56	2,538
Amortisation	-	22	389	60	471
Written off	-	-	(115)	(47)	(162)
Foreign currency realignment	-	1	(3)	(3)	(5)
Balance at 30 June 2020	-	223	2,553	66	2,842
<b>Carrying amounts</b>					
As at 30 June 2020	104,653	385	597	49	105,684

# NOTES TO THE FINANCIAL STATEMENTS

FOR THE FINANCIAL YEAR ENDED 30 JUNE 2021

## 11. Intangible assets (Continued)

	Trademarks \$'000	Computer software and computer software under development \$'000	Total \$'000
<b>Company</b>			
<b>2021</b>			
<b>Cost</b>			
Balance at 1 July 2020	226	48	274
Additions	2	-	2
Balance at 30 June 2021	228	48	276
<b>Accumulated amortisation</b>			
Balance at 1 July 2020	161	7	168
Amortisation	4	7	11
Balance at 30 June 2021	165	14	179
<b>Carrying amounts</b>			
As at 30 June 2021	63	34	97
<b>2020</b>			
<b>Cost</b>			
Balance at 1 July 2019	221	359	580
Additions	5	19	24
Write off	-	(330)	(330)
Balance at 30 June 2020	226	48	274
<b>Accumulated amortisation</b>			
Balance at 1 July 2019	157	-	157
Amortisation	4	54	58
Write off	-	(47)	(47)
Balance at 30 June 2020	161	7	168
<b>Carrying amounts</b>			
As at 30 June 2020	65	41	106



# NOTES TO THE FINANCIAL STATEMENTS

FOR THE FINANCIAL YEAR ENDED 30 JUNE 2021

## 11. Intangible assets (Continued)

### Goodwill on acquisition

Goodwill acquired in a business combination is allocated to the cash-generating units ("CGUs") that are expected to benefit from that business combination. The carrying amount of goodwill had been allocated to the CGUs which made up of the various subsidiaries are as follows:

	Group	
	2021	2020
	\$'000	\$'000
China Education Limited ("CEL")	98,703	93,299
Wanbo Institute of Science & Technology ("Wanbo")	8,097	7,654
Raffles College of Higher Education Sdn. Bhd. ("RKL")	3,669	3,685
Others	16	15
	<u>110,485</u>	<u>104,653</u>

The Group tested the CGUs annually for impairment or more frequently when there are indications that the CGUs might be impaired.

#### Impairment testing of goodwill

In current year, the Group determined the recoverable amounts of the CGUs based on the respective value-in-use by applying the discounted cash flow model using cash flow projections based on financial budgets and forecasts approved by the management covering a period of up to five years, including terminal value. The key assumptions used in the value-in-use calculation were:

	CEL	Wanbo	RKL
Revenue growth rate	8.2%	2.6%	7.4%
Discount rate	7%	7%	7%

Following the impairment tests, the Group did not recognise any impairment charge during the financial year ended 30 June 2021 (2020: nil).

#### Sensitivity analysis

Management has estimated that, with all other variables remain constant and on a standalone basis, the maximum movement of the key assumptions used in the value-in-use calculation before recognising an impairment charge were:

	CEL	Wanbo	RKL
Revenue growth rate decreased by	8.0%	2.1%	1.3%
Discount rate increased by	5.7%	3.6%	3.4%

# NOTES TO THE FINANCIAL STATEMENTS

FOR THE FINANCIAL YEAR ENDED 30 JUNE 2021

## 12. Trade and other receivables

	Group		Company	
	2021	2020	2021	2020
	\$'000	\$'000	\$'000	\$'000
<b>Current</b>				
<b>Trade receivables:</b>				
Third parties	9,554	4,497	-	-
Less: loss allowance	(59)	(61)	-	-
	9,495	4,436	-	-
<b>Other receivables:</b>				
Third parties	1,622	1,312	-	-
Receivable from disposal of subsidiaries <sup>(a)</sup>	57,047	57,192	-	-
Deposits	6,730	9,905	7	7
Prepayments	10,499	6,206	38	73
Subsidiaries <sup>(b)</sup>	-	-	269,513	261,520
Less: loss allowance on amount due from subsidiaries	-	-	(53,451)	(39,579)
	-	-	216,062	221,941
Joint ventures <sup>(b)</sup>	21,138	21,780	363	550
Value added tax recoverable	59	1,505	-	-
Others	289	344	61	616
	97,384	98,244	216,531	223,187
	106,879	102,680	216,531	223,187
<b>Non-current other receivables:</b>				
Subsidiaries <sup>(b)</sup>	-	-	34,987	35,373
Others	4,068	1,000	1,000	1,000
	4,068	1,000	35,987	36,373
<b>Total</b>	110,947	103,680	252,518	259,560

Trade receivables are non-interest bearing and are generally on 30 days credit term.

The maximum exposure to credit risk in the event that the customers fail to perform their obligations as at end of financial year in relation to each class of recognised financial assets is the carrying amounts of those assets stated in the statements of financial position. There are no collaterals held as securities or other credit enhancements.

The concentration of credit risk for trade receivables is limited due to the large, diverse and unrelated customer base. As at 30 June 2021, the Group has significant non-trade receivables from the disposal of subsidiaries and amount due from joint ventures. The Company has significant amounts of non-trade receivables due from subsidiaries.

# NOTES TO THE FINANCIAL STATEMENTS

FOR THE FINANCIAL YEAR ENDED 30 JUNE 2021

## 12. Trade and other receivables (Continued)

The Group applied the simplified approach and provided for lifetime expected credit losses for all trade receivables using a provision matrix. The provision rates are determined based on the Group's historical observed default rates analysed in accordance with days past due by grouping of customers based on observable ageing buckets. The Group's loss allowance as at 30 June 2021 amounted to \$59,000 (2020: \$61,000).

The Group and the Company provide expected credit losses for non-trade receivables based on the general three-stage model. Credit performance of each debtor is monitored regularly by management. Management considers factors such as the performance, financial capability and/or any delay in agreed payment schedule to determine whether there is a significant increase in credit risk of each debtor since initial recognition. Based on the assessment, the non-trade receivables of the Group are subject to immaterial credit losses.

For the Company's non-trade amounts due from subsidiaries, management has taken into account the available internal information on the subsidiaries' past, current and expected operating performance and cash flow position in assessing if there is a significant increase in credit risk since initial recognition and then adjust the loss allowance based on the assessment.

Movements in the loss allowance for receivables are as follows:

	<b>Group</b>		<b>Company</b>	
	<b>2021</b>	<b>2020</b>	<b>2021</b>	<b>2020</b>
	<b>\$'000</b>	<b>\$'000</b>	<b>\$'000</b>	<b>\$'000</b>
Balance at beginning of financial year	61	47	39,579	25,104
Allowance made for the financial year	16	28	13,967	14,475
Written off against allowance	-	(14)	-	-
Reversal of unused amount	(18)	-	(95)	-
Balance at end of financial year	59	61	53,451	39,579

Further notes on trade and other receivables:

- (a) This mainly related to the amount due from a third party arising from the disposal of Langfang Development Zone Oriental University City Sino-Singapore Education Investment Co., Ltd ("LDZ Sino-Singapore Education Investment") which operated Langfang Oriental Institute of Technology ("LOIT") in 2019. Subsequent to FY2021, RMB100 million was received on 28 September 2021. Mr. Liu Yan Wen has indicated that the Group will receive another RMB100 million ("Second RMB100 million") by 15 October 2021. Accordingly, following receipt of the Second RMB100 million, Mr. Liu Yan Wen will have up to 30 September 2022 to make payment of the remaining RMB74 million.
- (b) The amounts due from subsidiaries and joint ventures are non-trade in nature, unsecured, interest-free and are to be settled in cash. The carrying amount of these amounts approximates its fair value due to the insignificant effects of discounting.

# NOTES TO THE FINANCIAL STATEMENTS

FOR THE FINANCIAL YEAR ENDED 30 JUNE 2021

## 13. Cash and bank balances

	Group		Company	
	2021	2020	2021	2020
	\$'000	\$'000	\$'000	\$'000
<b>Current</b>				
Cash and bank balances	29,527	8,375	493	211
Fixed deposit pledged	55,402	26,232	-	-
	84,929	34,607	493	211
<b>Non-current</b>				
Restricted bank balances	2,043	3,745	-	-
	86,972	38,352	493	211
Less: pledged fixed deposits and restricted bank balances	(57,445)	(30,155)		
Cash and cash equivalents for purpose of consolidated statement of cash flows	29,527	8,197		

### Group

Certain fixed deposits and restricted bank balances are pledged to banks as collateral for credit facilities granted (Note 16).

Cash and bank balances of \$82,002,000 (2020: \$31,154,000) held in The People's Republic of China are subject to local exchange control regulations.

At each reporting date, fixed deposits have an average maturity of 0.1 months (2020: 0.1 months) from the end of the financial year with the average effective interest rates per annum of between 1.85% and 3.2% (2020: between 1.50% and 1.85%).

Fixed deposit pledged are classified as current assets as they can be released at the Group's option within 12 months after the balance sheet date.

## 14. Non-current assets held for sale

On 12 June 2020, the Group's wholly owned subsidiaries, Wanbo Institute of Science & Technology ("WIST") and Hefei Lanjing Science and Trade Co., Ltd. ("HLST") entered into an agreement with Hefei City Land Reserve Centre of the People's Republic of China ("Hefei City Authority") in relation to Hefei City Authority's compulsory acquisition of WIST's and HLST's land and buildings for a total compensation consideration of \$88.1 million (equivalent to RMB432.6 million). Based on the respective land's designated use, site area and recent relevant market data in the vicinity, the proportion of the purchase consideration allocated to WIST and HLST was determined to be 63% and 37% respectively.

# NOTES TO THE FINANCIAL STATEMENTS

FOR THE FINANCIAL YEAR ENDED 30 JUNE 2021

## 14. Non-current assets held for sale (Continued)

During the current financial year, HLST completed the sale of its land and buildings, and accordingly recorded a gain on disposal of \$28.4 million (equivalent to RMB156.5 million) (Note 24) and corresponding deferred tax of \$7.6 million (equivalent to RMB 38.0 million) (Note 18).

Collection of consideration RMB216.3 million (equivalent to \$45 million) from the disposal of WIST's land and buildings is expected before 30 November 2021. The carrying amount of WIST's land and buildings of \$25,303,000 (Note 4) were reclassified as non-current assets held for sale on the consolidated statement of financial position as at 30 June 2021.

## 15. Trade and other payables

	Group		Company	
	2021	2020	2021	2020
	\$'000	\$'000	\$'000	\$'000
<b>Current</b>				
Trade payables	3,389	4,025	-	-
Amounts due to subsidiaries	-	-	273,688	306,543
Amounts due to a joint venture	6,777	3,483	-	-
Other accruals	17,777	10,448	948	714
Accruals for property and land use tax	3,990	28	-	-
Accruals for business taxes	2,530	1,657	-	-
Accruals for capital expenditure	9,441	1,963	-	-
Amount due to a director	10,923	5,840	2,595	5,446
Consideration payable for acquisition of subsidiary	1,266	-	-	-
Payable for purchase of Campus Facilities by BC <sup>(a)</sup>	6,618	7,940	-	-
Advance receipt from disposal of non-current assets held for sale	12,084	-	-	-
Other payables	12,150	11,134	757	877
	<u>86,945</u>	<u>46,518</u>	<u>277,988</u>	<u>313,580</u>
<b>Non-current other payables</b>				
Accruals for capital expenditure	168	1,960	-	-
Payable for purchase of Campus Facilities by BC <sup>(a)</sup>	14,754	20,202	-	-
Other payables	1,211	1,809	-	-
	<u>16,133</u>	<u>23,971</u>	<u>-</u>	<u>-</u>
<b>Total</b>	<u>103,078</u>	<u>70,489</u>	<u>277,988</u>	<u>313,580</u>

Current trade payables are non-interest bearing and are normally settled on 30 to 60 days' term.

The amounts due to subsidiaries, a joint venture and a director are unsecured, interest-free and repayable on demand, except for an amount due to a subsidiary of \$47.6 million (2020: \$47.6 million) as at the end of the financial year which bears interest at a range of 2.22% to 2.28% (2020: 2.25% to 3.89%) per annum.

The carrying amount of non-current other payables approximate its fair value after taking into consideration the effects of discounting.

# NOTES TO THE FINANCIAL STATEMENTS

FOR THE FINANCIAL YEAR ENDED 30 JUNE 2021

## 15. Trade and other payables (Continued)

Further notes on trade and other payables:

- (a) This mainly relates to the amount payable for the purchase of the Campus Facilities by a subsidiary, Tianjin University of Commerce Boustead College ("BC") in 2019. Pursuant to the terms of the Sale and Purchase Agreement, the total consideration for the purchase was RMB260 million. During the current financial year, the Group paid RMB45 million (2020: RMB25 million) to the vendor. The outstanding balance of RMB110 million will be payable between 30 September 2021 to 30 September 2023.

## 16. Borrowings

	Group		Company	
	2021	2020	2021	2020
	\$'000	\$'000	\$'000	\$'000
<b>Current</b>				
Bank loans and bank overdrafts				
- Secured	293,388	161,414	29,929	32,005
- Unsecured	5,809	-	5,809	-
	299,197	161,414	35,738	32,005
<b>Non-current</b>				
Bank loans				
- Secured	91,537	173,252	20,547	5,000
- Unsecured	638	-	638	-
	92,175	173,252	21,185	5,000
Total borrowings	391,372	334,666	56,923	37,005

Security for borrowings are as follows:

- bank borrowings of \$5.0 million (2020: \$5.0 million) of the Company are secured by letter of guarantee by a subsidiary;
- bank borrowings of \$258.8 million (2020: \$256.2 million) are secured by letter of guarantee by the Company;
- bank borrowings of \$45.5 million (2020: \$24.9 million) are secured by pledged bank deposits of \$55.2 million (2020: \$26.4 million) (Note 13);
- restricted bank balances of \$2.0 million (2020: \$3.7 million) (Note 13);
- certain property, plant and equipment (Note 4) with carrying amount of \$252.3 million (2020: \$261.7 million) and investment properties (Note 6) with carrying amount of \$170.6 million (2020: \$120.1 million);
- bank overdrafts are repayable on demand. Bank overdrafts are secured together with corresponding subsidiaries' bank loan. The effective interest rates of the bank overdrafts range from 5.56% to 9.06% (2020: 5.81% to 7.56%) per annum.

# NOTES TO THE FINANCIAL STATEMENTS

FOR THE FINANCIAL YEAR ENDED 30 JUNE 2021

## 16. Borrowings (Continued)

The current bank borrowings have an average maturity of 9 months (2020: 9 months) from the end of the financial year. The non-current bank borrowings have an average maturity of approximately 3.33 years (2020: 4.46 years) from the end of the financial year.

The effective interest rates of the bank borrowings range from 1.19% to 15.00% (2020: 1.40% to 8.50%) per annum. Management estimates that the carrying amount of the Group's and the Company's borrowings approximates its fair value as the current lending rates for similar types of lending arrangement are not materially different from the rates obtained by the Group and the Company.

On 27 May 2021, the Company, together with its subsidiaries, Raffles K12 Sdn Bhd ("RK12") and Raffles Iskandar Sdn Bhd ("RU") (collectively "the Borrowers"), were served writs and statements of claim filed by Affin Bank Berhad ("Affin Bank") in the High Court of Malaya (collectively, "Writs").

The Writs relate to certain alleged non-repayments under the facility agreements dated 21 July 2016 ("K12 Facility Agreement") and 14 February 2017 ("Iskandar Facility Agreement", together with the K12 Facility Agreement, the "Relevant Facilities") entered into by the Borrowers, with Affin Bank, as lender. Pursuant to the Writs, Affin Bank has sought an immediate repayment of the entire outstanding amounts under the Relevant Facilities.

On 27 July 2021, the Company and the Borrowers reached a settlement with Affin Bank to repay approximately RM 138.2 million (equivalent to \$44.7 million) of the outstanding amounts in instalments from 1 June 2021 to 31 March 2022. The repayment of remaining amount will be negotiated after 31 March 2022. Thereafter, on 23 August 2021, Affin Bank filed notices of discontinuance to discontinue the actions under the Writs.

Furthermore, the facility agreement between the lender United Overseas Bank Limited ("UOB") and a subsidiary of the Company, Raffles Assets (Singapore) Pte. Ltd. ("RA") contains cross-default provisions that may have been technically triggered in view of the alleged non-repayments under the Relevant Facilities. The amount of outstanding borrowings as at 30 June 2021 recorded in RA was \$98.4 million.

Accordingly, the Group has reclassified the entire borrowings owed by the Borrowers and RA as current liabilities.



# NOTES TO THE FINANCIAL STATEMENTS

FOR THE FINANCIAL YEAR ENDED 30 JUNE 2021

## 17. Lease liabilities

	Leased premises \$'000	Office equipment \$'000	Motor vehicle \$'000	Total \$'000
<b>Group</b>				
At 1 Jul 2020	4,623	338	393	5,354
Additions	2,538	49	-	2,587
Interest expenses (Note 26)	221	21	14	256
Lease modification	(1,926)	-	-	(1,926)
Lease payments				
- Principal portion	(1,284)	(114)	(76)	(1,474)
- Interest portion	(221)	(21)	(14)	(256)
Foreign currency realignment	101	-	(1)	100
At 30 Jun 2021	4,052	273	316	4,641
At 1 July 2019	6,249	268	354	6,871
Additions	141	151	119	411
Interest expense (Note 26)	308	17	15	340
Lease payments				
- Principal portion	(1,736)	(80)	(77)	(1,893)
- Interest portion	(308)	(17)	(15)	(340)
Foreign currency realignment	(31)	(1)	(3)	(35)
At 30 June 2020	4,623	338	393	5,354

The maturity analysis of lease liabilities of the Group as at 30 June 2021 are as follows:

	<b>Group</b>	
	<b>2021</b>	<b>2020</b>
	<b>\$'000</b>	<b>\$'000</b>
<b>Contractual undiscounted cash flows</b>		
- Not later than a year	2,379	1,901
- Between one and five years	2,707	3,954
- More than five years	15	33
	5,101	5,888
Less: Future interest expense	(460)	(534)
Present value of lease liabilities	4,641	5,354
Presented in consolidated statement of financial position		
- Non-current	2,529	3,675
- Current	2,112	1,679
	4,641	5,354

The Group leases premises, office equipment and motor vehicle with only fixed payments over the lease terms.

# NOTES TO THE FINANCIAL STATEMENTS

FOR THE FINANCIAL YEAR ENDED 30 JUNE 2021

## 17. Lease liabilities (Continued)

Certain office equipment of the Group was qualified for low value assets and the Group also leases certain leased premises on the short-term basis (i.e. less than 12 months). The election of short-term leases and low-value lease exemption is made on lease-by-lease basis.

The Group had total cash outflows for leases of \$1,854,000 (2020: \$3,493,000).

As at 30 June 2021, the average incremental borrowing rate applied and average interest rate implicit in the lease were 6.21% (2020: 6.04%) and 3.04% (2020: 3.81%) per annum respectively.

The Group's lease liabilities of \$405,642 (2020: \$522,591) was secured over certain office equipment and motor vehicles (Note 5).

There are no externally imposed covenant on these lease arrangements.

## 18. Deferred tax assets and liabilities

The following are the major deferred tax assets and liabilities recognised by the Group and movements thereon during the financial year.

### Deferred tax assets/(liabilities)

	Group	
	2021	2020
	\$'000	\$'000
Deferred tax assets	1,381	1,720
Deferred tax liabilities	(74,351)	(56,983)

### Deferred tax assets

	Other payables	Tax losses	Accelerated tax capital allowance	Others	Total
	\$'000	\$'000	\$'000	\$'000	\$'000
<b>Group</b>					
Balance at 1 July 2020	(26)	1,709	36	1	1,720
Charged to profit or loss	-	(247)	-	-	(247)
Foreign currency realignment	2	(91)	(3)	-	(92)
Balance at 30 June 2021	(24)	1,371	33	1	1,381
Balance at 1 July 2019	3,732	2,192	36	6	5,966
Charged to profit or loss	(3)	(32)	-	-	(35)
Offset against deferred tax liabilities	(3,663)	(474)	-	(5)	(4,142)
Foreign currency realignment	(92)	23	-	-	(69)
Balance at 30 June 2020	(26)	1,709	36	1	1,720

# NOTES TO THE FINANCIAL STATEMENTS

FOR THE FINANCIAL YEAR ENDED 30 JUNE 2021

## 18. Deferred tax assets and liabilities (Continued)

### Deferred tax liabilities

Group	Accelerated tax depreciation on property, plant and equipment \$'000	Fair value adjustment on investment properties \$'000	Divestment of land and properties \$'000	Others \$'000	Total \$'000
Balance at 1 July 2020	(549)	(34,667)	(21,812)	45	(56,983)
Acquisition of subsidiary	(2,156)	-	-	-	(2,156)
Credited/(charged) to profit or loss	300	(4,753)	(7,648)	16	(12,085)
Foreign currency realignment	(97)	(1,595)	(1,435)	-	(3,127)
Balance at 30 June 2021	(2,502)	(41,015)	(30,895)	61	(74,351)
Balance at 1 July 2019	(652)	(48,848)	(14,177)	36	(63,641)
Credited/(Charged) to profit or loss	103	2,334	(7,659)	9	(5,213)
Transfer to income tax payable	-	7,573	-	-	7,573
Offset against deferred tax assets	-	4,142	-	-	4,142
Foreign currency realignment	-	132	24	-	156
Balance at 30 June 2020	(549)	(34,667)	(21,812)	45	(56,983)

At each reporting date, no deferred tax liabilities have been recognised for the withholding tax that would be payable on the unremitted earnings of certain subsidiaries, as the management does not expect the subsidiaries to distribute its earnings in the foreseeable future. Unremitted earnings totalled \$212.7 million (2020: \$217.3 million) as at 30 June 2021.

## 19. Share capital

	Group and Company			
	2021 Number of ordinary shares	2020 Number of ordinary shares	2021 \$'000	2020 \$'000
<b>Issued and paid up:</b>				
At beginning and end of the financial year	1,458,446,772	1,458,446,772	554,337	554,337

The Company has one class of ordinary shares which carry no rights to fixed income.

Paid up ordinary shares, which have no par value, carry one vote per share and has rights to dividends.

# NOTES TO THE FINANCIAL STATEMENTS

FOR THE FINANCIAL YEAR ENDED 30 JUNE 2021

## 20. Treasury shares

	Group and Company			
	2021	2020	2021	2020
	Number of ordinary shares		\$'000	\$'000
At beginning and end of the financial year	79,790,100	79,790,100	39,683	39,683

The total amount paid to repurchase the shares has been deducted from shareholders' equity. The shares are held as "treasury shares".

## 21. Accumulated profits/(losses) and other reserves

	Group		Company	
	2021	2020	2021	2020
	\$'000	\$'000	\$'000	\$'000
Revaluation reserve <sup>1</sup>	8,304	8,304	-	-
Fair value reserve <sup>2</sup>	-	-	-	-
Foreign currency translation reserve <sup>3</sup>	13,865	(23,308)	-	-
Share-based payments reserve <sup>4</sup>	2,642	2,632	2,642	2,632
Accumulated profits/(losses)	131,915	115,529	(156,404)	(129,547)
	156,726	103,157	(153,762)	(126,915)

### <sup>1</sup> Revaluation reserve

Revaluation reserve represents the difference between the carrying amount and fair value of property when an owner-occupied property becomes an investment property which will be carried at fair value. This reserve is non-distributable.

### <sup>2</sup> Fair value reserve

Fair value reserve represents the cumulative fair value changes, net of tax, of financial assets measured at FVOCI until they are derecognised. Upon derecognition, the cumulative fair value changes will be transferred to accumulated profits.

### <sup>3</sup> Foreign currency translation reserve

The foreign currency translation reserve comprises all foreign exchange differences arising from the translation of foreign operations whose functional currencies are different from that of the Group's presentation currency. This reserve is non-distributable.

### <sup>4</sup> Share-based payments reserve

Share-based payments reserve represent the cumulative value of services received from employees and directors recorded in respect of the grants of equity-settled share options over the vesting period commencing from grant date of equity-settled share options and is reduced by the expiry or exercise of the share options. This reserve is non-distributable.

# NOTES TO THE FINANCIAL STATEMENTS

FOR THE FINANCIAL YEAR ENDED 30 JUNE 2021

## 22. Revenue

### Disaggregation of revenue

#### Operating segment

	Education		Education Facilities Rental Service		Real Estate Investment and Development		Corporate and Others		Total	
	2021	2020	2021	2020	2021	2020	2021	2020	2021	2020
	\$'000	\$'000	\$'000	\$'000	\$'000	\$'000	\$'000	\$'000	\$'000	\$'000
Course fees	77,484	74,870	-	-	-	-	-	-	77,484	74,870
Rental income from investment properties	-	-	12,233	14,758	1,788	3,818	-	6	14,021	18,582
Student accommodation fees	3,096	1,486	-	-	-	-	-	-	3,096	1,486
Canteen operation	691	835	-	-	-	-	-	-	691	835
Other fees	2,432	4,667	-	-	5	-	-	37	2,437	4,704
	83,703	81,858	12,233	14,758	1,793	3,818	-	43	97,729	100,477

#### Geographical segment

	ASEAN		North Asia		South Asia		Australasia		Europe		Total	
	2021	2020	2021	2020	2021	2020	2021	2020	2021	2020	2021	2020
	\$'000	\$'000	\$'000	\$'000	\$'000	\$'000	\$'000	\$'000	\$'000	\$'000	\$'000	\$'000
Course fees	30,139	34,277	44,353	37,371	512	972	-	1	2,480	2,249	77,484	74,870
Rental income from investment properties	-	7	13,028	15,523	-	-	-	1,947	993	1,105	14,021	18,582
Student accommodation fees	19	18	3,077	1,468	-	-	-	-	-	-	3,096	1,486
Canteen operation	534	663	157	172	-	-	-	-	-	-	691	835
Other fees	1,357	3,850	1,058	854	1	-	-	-	21	-	2,437	4,704
	32,049	38,815	61,673	55,388	513	972	-	1,948	3,494	3,354	97,729	100,477

#### Timing of transfer of good or service (excluding rental income from investment properties)

Over time	80,580	76,356
At a point in time	3,128	5,539
	83,708	81,895

# NOTES TO THE FINANCIAL STATEMENTS

FOR THE FINANCIAL YEAR ENDED 30 JUNE 2021

## 22. Revenue (Continued)

### Course fees received in advance

Course fees received in advance refer to course fees billed and received for the next financial year. Course fees received in advance are recognised as the course commences over the next financial year.

	Group	
	2021	2020
	\$'000	\$'000
Course fees received in advance	13,756	13,243

These contract liabilities will be recognised as revenue in the subsequent financial year.

## 23. Interest income

	Group	
	2021	2020
	\$'000	\$'000
Interest income from:		
- Unwinding effect of discounting receivables	691	2,789
- Fixed deposits	645	1,243
	1,336	4,032

## 24. Other operating income

	Group	
	2021	2020
	\$'000	\$'000
Foreign exchange gain	1,794	4,723
Gain on disposal of investment properties	-	1,928
Government grant	469	396
Gain on disposal of non-current assets held for sale (Note 14)	28,427	-
Gain on disposal of property, plant and equipment	12	41
Net bargain purchase on acquisition of a subsidiary (Note 7)	3,257	8
Gain on lease modification	124	-
Write back of accrued capital expenditure	1,632	-
Others	305	833
	36,020	7,929

# NOTES TO THE FINANCIAL STATEMENTS

FOR THE FINANCIAL YEAR ENDED 30 JUNE 2021

## 25. Personnel expenses

	Group	
	2021	2020
	\$'000	\$'000
Salaries, bonuses and allowances	35,812	36,300
Contributions to defined contribution plans	4,723	4,613
Share-based payment expenses	10	48
Other social expenses	1,007	1,043
	<u>41,552</u>	<u>42,004</u>

Personnel expenses include directors' remuneration as shown in Note 33 of the financial statements.

## 26. Finance costs

	Group	
	2021	2020
	\$'000	\$'000
Interest expenses:		
- Bank borrowings	16,711	15,090
- Unwinding effect of discounting payables	948	1,278
- Lease liabilities (Note 17)	256	340
	<u>17,915</u>	<u>16,708</u>



# NOTES TO THE FINANCIAL STATEMENTS

FOR THE FINANCIAL YEAR ENDED 30 JUNE 2021

## 27. Profit/(loss) before income tax

In addition to the charges and credits disclosed elsewhere in the financial statements, the above includes the following charges/(credits):

	<b>Group</b>	
	<b>2021</b>	<b>2020</b>
	<b>\$'000</b>	<b>\$'000</b>
Audit fees paid to auditors:		
- Auditor of the Company	369	380
- Other auditors	486	457
Non-audit fees paid to auditors:		
- Auditor of the Company	38	26
Bad trade receivables written off	479	198
Foreign exchange loss	14,180	9,278
Intangible assets written off	-	370
Loss on disposal of investment properties	156	-
Marketing and advertisement expenses	5,105	4,983
Lease expenses on:		
- Short-term leases	84	1,213
- Low value assets	40	47
Professional fees	4,474	2,692
Loss/(gain) on disposal of property, plant and equipment, net	31	(14)
Property, plant and equipment written off	3	155
Property management fees	1,560	1,632
Revenue, property and land use tax	3,788	2,920
Repair and maintenance	2,653	4,363
Royalty, registration and administration fees	3,425	2,861
Transport and communication	950	1,471
Utilities	3,367	5,497

# NOTES TO THE FINANCIAL STATEMENTS

FOR THE FINANCIAL YEAR ENDED 30 JUNE 2021

## 28. Income tax expense

	Group	
	2021	2020
	\$'000	\$'000
Income tax		
- Current financial year	269	1,380
- Under provision in respect of prior years	151	55
- Withholding tax expense	463	284
	<u>883</u>	<u>1,719</u>
Deferred tax		
- Current financial year	12,475	5,311
- Overprovision in respect of prior financial years	(143)	(63)
	<u>12,332</u>	<u>5,248</u>
	<u>13,215</u>	<u>6,967</u>

Domestic income tax in Singapore is calculated at 17% (2020: 17%) of the estimated assessable profit for the financial year. The income tax expense varied from the amount of income tax expense determined by applying the Singapore income tax rate of 17% (2020: 17%) to profit/(loss) before income tax as a result of the following differences:

	Group	
	2021	2020
	\$'000	\$'000
Profit/(loss) before income tax	29,879	(7,370)
Share of results of joint ventures, net of tax	(2,742)	16
Share of results of associates, net of tax	(1,946)	1,564
	<u>25,191</u>	<u>(5,790)</u>
Income tax calculated at Singapore statutory income tax rate	4,283	(984)
Tax effect of income not subject to taxation	(4,861)	(3,047)
Tax effect of non-allowable expenses	8,513	7,946
Deferred tax assets not recognised for current financial year	2,040	1,460
Effect of different tax rates of overseas operations	3,034	1,316
Under provision of current income tax in respect of prior years	151	55
Overprovision of deferred tax in respect of prior years	(143)	(63)
Utilisation of previously unrecognised tax losses	(265)	-
Withholding tax expense	463	284
Total income tax expense/(credit) recognised in profit or loss	<u>13,215</u>	<u>6,967</u>

Subject to the agreement by relevant tax authorities, at each reporting date, the Group has unutilised tax losses, unutilised capital allowance and other temporary difference totalling \$27.6 million (2020: \$28.6 million) available for offset against future profits. As at 30 June 2021, included within the unutilised tax losses are tax loss amounting to \$13.0 million (2020: \$16.4 million) that are due for expiry on 30 June 2028 (2020: 30 June 2027).

# NOTES TO THE FINANCIAL STATEMENTS

FOR THE FINANCIAL YEAR ENDED 30 JUNE 2021

## 29. Earnings/(loss) per share

The calculation of the basic and diluted earnings/(loss) per share attributable to the ordinary shareholders of the Company is based on the following data:

### Earnings/(loss)

	Group	
	2021	2020
	\$'000	\$'000
Profit/(loss) attributable to equity holders of the Company	16,386	(16,426)

### Number of shares

	Group			
	2021		2020	
	Basic	Diluted	Basic	Diluted
Weighted average number of ordinary shares in issue ('000)	1,378,657	1,378,657	1,378,657	1,378,657

2,020,000 (2020: 2,589,000) share options granted under the existing share option plan have not been included in the calculation of diluted earnings per share because they are anti-dilutive.

## 30. Share-based payments

### *Raffles Education Corporation Employees' Share Options Scheme ("REC ESOS Scheme")*

Statutory and other information regarding the REC ESOS Scheme is set out below:

- (i) The Remuneration Committee may at its discretion, fix the subscription price at a discount up to 20% off market price, or a price equal to the average of the last dealt market prices for the 5 consecutive market days on which the shares of the Company were traded on the SGX-ST immediately preceding the grant of the options.
- (ii) Consideration for the grant of an option is \$1.00.
- (iii) Options can be exercised 1 year after grant for market price options and 2 years for discounted options.
- (iv) Options granted expire after 5 years for participants not holding a salaried office or employment in the Group, and 10 years for employees of the Group.
- (v) Options granted will lapse when participant ceases to be a full-time employee with the Group, subject to certain exceptions at the discretion of the Company.
- (vi) The aggregate number of shares over which options may be granted on any date, when added to the number of shares issued and issuable in respect of all options granted under the REC ESOS Scheme, shall not exceed 15% of the issued share capital of the Company on the day preceding that date of grant.

# NOTES TO THE FINANCIAL STATEMENTS

FOR THE FINANCIAL YEAR ENDED 30 JUNE 2021

## 30. Share-based payments (Continued)

*Raffles Education Corporation Employees' Share Options Scheme ("REC ESOS Scheme") (Continued)*

Information in respect of the share options granted under the REC ESOS Scheme was as follows:

	2021		2020	
	Number of share options ( <b>'000</b> )	Weighted average exercise price <b>\$</b>	Number of share options ( <b>'000</b> )	Weighted average exercise price <b>\$</b>
Outstanding at beginning of financial year	2,589	0.219	3,354	0.232
Expired/cancelled	(569)	(0.382)	(765)	(0.502)
Outstanding at end of financial year	<u>2,020</u>		<u>2,589</u>	
Exercisable as at end of financial year	<u>2,020</u>		<u>1,302</u>	

The fair value of share options as at the date of grant was estimated by an external independent valuer using the binomial option-pricing model, taking into account the terms and conditions upon which the options were granted. The significant inputs into the model were share prices at date of grant, exercise price, yield, expected volatility, risk-free interest rate and option life expected. The expected volatility reflected the assumption that the historical volatility over a period similar to the life of the share options is indicative of future trends, which may not necessarily be the actual outcome. The inputs to the model used are shown below.

Date of grant	Expected dividend yield (%)	Expected volatility (%)	Risk-free interest rate (%)	Expected life of options (years)	Exercise price* <b>\$</b>	Share price at date of grant* <b>\$</b>
9.2.2010	0.0	30	2.55	10	1.110	1.035
24.3.2011	2.5	38	1.32	5.5	0.780	0.810
14.9.2018	0.0	45	2.50	10	0.148	0.151
14.9.2018	0.0	45	2.50	10	0.148	0.151

\* Exercise prices are adjusted for share consolidation in financial year 2011.

# NOTES TO THE FINANCIAL STATEMENTS

FOR THE FINANCIAL YEAR ENDED 30 JUNE 2021

## 31. Contingent liabilities

### Group

- (a) The Company and three of its subsidiaries are involved in two separate arbitrations/legal proceedings relating to commercial transactions. Although the ultimate disposition of asserted claims and proceedings cannot be predicted with certainty and the amounts involved cannot be reasonably estimated, it is the opinion of the management that the outcome of any such claims, either individually or on a combined basis, will not have a material adverse effect on the consolidated statement of financial position.
- (b) The People's Republic of China's ("PRC") tax system can be characterised by numerous taxes and frequently changing legislation. Tax regulations are often unclear, open to wide interpretation, and in some instances, conflicting. Instances of inconsistent opinion between local, regional and national tax authorities are not unusual. Tax declarations are subject to review and investigation by a number of authorities that are enacted by law to impose significant penalties and interest charges. These factors create substantially more significant tax risks in PRC than that typically found in countries with more developed tax systems. Management believes that it has complied with all existing tax legislation.

At each reporting date, no provision for potential tax assessments for some of the Group's PRC subsidiaries has been made in the consolidated financial statements as management is of the opinion that according to the tax practices in PRC, such education related income is exempted from tax in PRC.

### Company

- (c) As at 30 June 2021, the Company has given guarantees amounting to \$258.8 million (2020: 256.2 million) to banks in respect of banking facilities granted to the subsidiaries (Note 16) and the guarantees amount represents the maximum exposure. At 30 June 2021, certain borrowings owed by the Company's subsidiaries RK12 and RU were guaranteed by the Company. As disclosed in the Note 16 to the financial statements, writs and statement of claim were served on RK12 and RU for alleged non-repayment. These conditions indicated a significant increase in credit risk. When assessing the lifetime expected credit loss arising from this guarantee, the Group considered that the settlement agreement with Affin Bank has been signed and the Writs were discontinued. These borrowings were secured by certain property, plant and equipment owned by RK12 and RU respectively and the carrying amount of these property, plant and equipment were higher than the outstanding amount of the borrowings as at 30 June 2021. As such, the directors are of the view that the lifetime expected credit loss is not significant.
- (d) At each reporting date, the Company has undertaken to provide continued financial support to certain subsidiaries which are in net current liability position and/or showing shareholder's deficit.

In the opinion of the Directors, no significant actual losses are expected to arise from these contingent liabilities.

# NOTES TO THE FINANCIAL STATEMENTS

FOR THE FINANCIAL YEAR ENDED 30 JUNE 2021

## 32. Commitments

### (a) Capital commitments

Capital expenditure contracted for as at each reporting date but not recognised in the financial statements are as follows:

	<b>Group</b>	
	<b>2021</b>	<b>2020</b>
	<b>\$'000</b>	<b>\$'000</b>
Capital commitments in respect of:		
- Property, plant and equipment	70,404	34,648
- Investment properties	3,742	4,645

### (b) Operating lease commitments (when the Group is a lessor)

The future minimum lease receivables under non-cancellable operating leases contracted for at each reporting date but not recognised as receivables, are as follows:

	<b>Group</b>	
	<b>2021</b>	<b>2020</b>
	<b>\$'000</b>	<b>\$'000</b>
Future minimum lease payments receivable:		
Within one year	4,902	4,620
Between one and five years	10,395	8,709
After five years	1,740	7,420
	<u>17,037</u>	<u>20,749</u>

The Group leased out investment properties to non-related parties under non-cancellable operating leases. Majority of leases are renewable on annual basis. These leases is classified as an operating lease because the risk and rewards incidental to ownership of the assets are not substantially transferred.

Rental income from investment properties are disclosed in Note 22.

# NOTES TO THE FINANCIAL STATEMENTS

FOR THE FINANCIAL YEAR ENDED 30 JUNE 2021

## 33. Significant related party transactions

Many of the Group's and Company's transactions and arrangements are with related parties and the effect of these on the basis determined between the parties is reflected in these financial statements. The balances are unsecured, interest-free and repayable on demand unless otherwise stated.

During the financial year, in addition to those disclosed elsewhere in these financial statements, the Group entities and the Company entered into the following transactions with related parties:

	Group		Company	
	2021	2020	2021	2020
	\$'000	\$'000	\$'000	\$'000
<b>With subsidiaries</b>				
Settlement of liabilities on behalf (by)/of subsidiaries	-	-	(1,567)	2,090
Dividend income	-	-	894	28,788
Interest expense	-	-	(1,068)	(1,855)
Management service fee income	-	-	260	250
Recharge of rental and utilities	-	-	(287)	(329)
Write-off of inter-company balances	-	-	660	-
<b>With related parties</b>				
Loan from a director	9,530	7,142	1,202	7,142
Rental income	-	37	-	-

As at 30 June, the outstanding balances in respect of the above transactions are disclosed in Notes 12 and 15 to the financial statements.

### Key management personnel remuneration

	Group	
	2021	2020
	\$'000	\$'000
Directors' fees	293	242
Salaries and other short-term employee benefits	3,061	1,169
	3,354	1,411

Key management personnel are directors having authority and responsibility for planning, directing and controlling the activities of the Company, directly or indirectly ("key management"). The above amounts for key management personnel compensation are for the directors of the Company (including directors' fees of non-executive directors).

# NOTES TO THE FINANCIAL STATEMENTS

FOR THE FINANCIAL YEAR ENDED 30 JUNE 2021

## 34. Report by segments

The Group has four reportable segments as described below, which are the Group's strategic business units. The strategic business units offer different products and services, and are managed separately because they require different skill sets and marketing strategies.

For each of the strategic business units, the Group's Chief Executive Officer reviews internal management reports on a regular basis. The following summary describes the operations in each of the Group's reportable segments:

- Education

The Group offers students a range of degree, diploma and full-time certification programmes in design and business-oriented disciplines at post-secondary level. Students pay fees on a quarterly basis to attend courses at the Group's campuses, where they are taught in English by an overseas faculty.

The Group also participates in pre-tertiary education. This segment includes RK12, offering an American K12 curriculum, with Advanced Placement offerings in the high school, which will provide a schooling alternative to the local and expatriate communities in the region and Gelin Nursery School of Suzhou National New & Hi-tech Industrial Development Zone ("SZGL") which offers only pre-school classes in the PRC.

The Group also runs programmes within the Chinese national public school system. Colleges under this scheme collect fees once a year in advance directly from students under the Chinese government's national fees guidelines. Students are taught by a local faculty and the language of instruction is Chinese. The qualifications awarded by these colleges are recognised by the Chinese government.

- Education Facilities Rental Service

This segment refers to OUCHK which is listed on the Growth Enterprise Market of the Stock Exchange of Hong Kong Limited. OUCHK engages in education facilities leasing and commercial leasing for supporting facilities. OUCHK currently owns and leases out certain investment properties to colleges in Oriental University City, located at Langfang Economic and Technical Development Zone in Langfang City, Hebei Province, the PRC.

- Real Estate Investment & Development

The Group participates in opportunistic Real Estate Investments and Development. The ownership of these properties generates a stream of stable and recurring rental income. When the opportunity arises, the Group may divest these properties.

- Corporate & Others

Includes corporate headquarter and consolidation adjustments which are not directly attributable to a particular reportable segment above.



# NOTES TO THE FINANCIAL STATEMENTS

FOR THE FINANCIAL YEAR ENDED 30 JUNE 2021

## 34. Report by segments (Continued)

The accounting policies of the reportable segments are the same as described in the summary of significant accounting policies in Note 2 to the financial statements.

Information regarding the results of each reportable segment is included below.

Operating results of the reportable segments are independently evaluated for performance measurement and resource allocation decisions. Segment performance is evaluated based on operation profit or loss which is similar to the accounting profit or loss as included in the internal management reports reviewed by the Group's Chief Executive Officer.

The Group accounts for inter-segment sales and transfers as if the sales or transfers were to third parties, which approximate market prices. These inter-segment transactions are eliminated on consolidation.

Segment revenue and expenses are the operating revenue and expenses reported in the Group's profit or loss that are directly attributable to a reportable segment and the relevant portion of such revenue and expenses that can be allocated on a reasonable basis to the reportable segment.

Segment assets and liabilities: Segment assets include all operating assets used by a reportable segment and consist principally of property, plant and equipment, investment properties, inventories and operating receivables, net of allowances and provisions. Segment liabilities include all operating liabilities and consist principally of trade and other payables, course fees received in advance, education facilities rental service received in advance and borrowings.

# NOTES TO THE FINANCIAL STATEMENTS

FOR THE FINANCIAL YEAR ENDED 30 JUNE 2021

## 34. Report by segments (Continued)

	Education	Education Facilities Rental Service	Real Estate Investment & Development	Corporate & Others	Total
	\$'000	\$'000	\$'000	\$'000	\$'000
<b>2021</b>					
Revenue from external customers	83,703	12,233	1,793	-	97,729
Inter-segment revenue	198	1,162	269	7,571	9,200
Interest income	106	13	1,217	-	1,336
Gain on disposal of non-current assets held for sale	28,427	-	-	-	28,427
Loss on disposal of property, plant and equipment, net	(3)	(28)	-	-	(31)
Net fair value gain on investment properties	-	11,204	2,566	69	13,839
Reversal of impairment of investment in associates	-	1,428	-	-	1,428
Finance costs	(11,633)	(2,794)	(418)	(3,070)	(17,915)
Depreciation and amortisation	(11,353)	(807)	(3,908)	(2,141)	(18,209)
Share of results from joint ventures	-	-	-	2,742	2,742
Share of results from associates	(25)	2,163	(192)	-	1,946
Reportable segment profit/(loss) before income tax	32,640	17,490	(5,538)	(14,713)	29,879
Net (loss)/profit for the financial year	24,682	12,725	(6,007)	(14,736)	16,664
<u>Other information:</u>					
Additions to property, plant and equipment	20,567	201	151,004	1	171,773
Additions to right-of-use assets	2,587	-	-	-	2,587
Additions to investment properties	-	1,066	-	-	1,066
Additions to intangible assets	10	-	-	2	12
Investment in joint ventures	-	-	-	3,712	3,712
Investment in associates	291	5,788	-	-	6,079
Segment assets	556,725	328,078	315,348	84,036	1,284,187
Segment liabilities	(243,393)	(55,850)	(32,794)	(167,405)	(499,442)

# NOTES TO THE FINANCIAL STATEMENTS

FOR THE FINANCIAL YEAR ENDED 30 JUNE 2021

## 34. Report by segments (Continued)

	Education	Education Facilities Rental Service	Real Estate Investment & Development	Corporate & Others	Total
	\$'000	\$'000	\$'000	\$'000	\$'000
<b>2020</b>					
Revenue from external customers	81,858	14,758	3,818	43	100,477
Inter-segment revenue	165	628	205	36,220	37,218
Interest income	36	92	3,903	1	4,032
Net fair value gain on investment properties	-	3,080	26	74	3,180
Impairment of investments in associates	-	(1,905)	-	-	(1,905)
Finance costs	(9,600)	(613)	(810)	(5,685)	(16,708)
Depreciation and amortisation	(12,821)	(339)	(331)	(2,441)	(15,932)
Share of results from joint ventures	(42)	-	-	26	(16)
Share of results from associates	(21)	80	(1,623)	-	(1,564)
Reportable segment (loss)/profit before income tax	(2,646)	13,378	4,004	(22,106)	(7,370)
Net (loss)/profit for the financial year	(2,706)	8,917	1,610	(22,158)	(14,337)
<u>Other information:</u>					
Additions to property, plant and equipment	10,514	22	386	13	10,935
Additions to right-of-use assets	411	-	-	-	411
Additions to investment properties	-	12,407	-	19	12,426
Additions to intangible assets	24	-	-	23	47
Investment in joint ventures	-	-	-	970	970
Investment in associates	330	3,217	46,211	-	49,758
Segment assets	591,791	298,948	119,813	72,437	1,082,989
Segment liabilities	(262,268)	(50,038)	(87,392)	(25,508)	(425,206)

# NOTES TO THE FINANCIAL STATEMENTS

FOR THE FINANCIAL YEAR ENDED 30 JUNE 2021

## 34. Report by segments (Continued)

Reconciliations of reportable segment assets and liabilities to the total assets and total liabilities in the consolidated statement of financial position.

	2021 \$'000	2020 \$'000
<b>Assets</b>		
Total assets for reportable segments	1,284,187	1,082,989
Investments in joint ventures	3,712	970
Investments in associates	6,079	49,758
Unallocated assets	88,352	40,072
Consolidated total assets	1,382,330	1,173,789
<b>Liabilities</b>		
Total liabilities for reportable segments	(499,442)	(425,206)
Unallocated liabilities	(99,371)	(67,001)
Consolidated total liabilities	(598,813)	(492,207)

## Geographical segments

The Group operates in five main geographical regions, namely ASEAN, North Asia, South Asia, Australasia and Europe.

Segment revenue is based on the region where the services are rendered and the region where the customers are located. Non-current assets are shown by geographical region in which the assets are located.

Non-current assets consist of property, plant and equipment, right-of-use assets, investment properties, investment in joint ventures, investment in associates and intangible assets.

	ASEAN \$'000	North Asia \$'000	South Asia \$'000	Australasia \$'000	Europe \$'000	Total \$'000
<b>30 June 2021</b>						
Revenue from external customers	32,049	61,673	513	-	3,494	97,729
Non-current assets	325,229	747,508	9,757	930	74,222	1,157,646
<b>30 June 2020</b>						
Revenue from external customers	38,815	55,388	972	1,948	3,354	100,477
Non-current assets	331,549	613,205	10,085	885	74,217	1,029,941

Singapore and the People's Republic of China contributed revenue of \$10,525,000 and \$61,106,000 (2020: \$11,465,000 and \$54,758,000) respectively. Non-current assets in Singapore and the People's Republic of China amounted to \$76,589,000 and \$747,191,000 (2020: \$70,354,000 and \$612,846,000) respectively.

# NOTES TO THE FINANCIAL STATEMENTS

FOR THE FINANCIAL YEAR ENDED 30 JUNE 2021

## 35. Financial instruments and financial risk management

The following table sets out the financial instruments at each reporting date:

	Group		Company	
	2021	2020	2021	2020
	\$'000	\$'000	\$'000	\$'000
<b><u>Financial assets</u></b>				
Financial assets at amortised cost	187,361	134,321	252,973	295,718
<b><u>Financial liabilities</u></b>				
Financial liabilities at amortised cost	480,487	408,824	334,911	350,585

The Group and the Company are exposed to financial risks arising in the normal course of business. The Group and the Company do not hold or issue derivative financial instruments for trading purposes or to hedge against fluctuation.

Risk management is integral to the whole business of the Group. The Group has a system of controls in place to create an acceptable balance between the cost of risks occurring and the cost of managing the risks. The management continually monitors the Group's risk management process to ensure that an appropriate balance between risk and cost is achieved.

### (a) Credit risk

Credit risk is the risk of financial loss to the Group if a customer or counterparty to a financial instrument fails to meet its contractual obligations. The Group have potential financial loss resulting from students defaulting on their obligations to pay course fees when due, resulting in a loss to the Group. The Group also has credit exposure arising from receivables from rental and disposal of subsidiaries.

The Group has credit policies in place and the exposure to credit risk is monitored on an ongoing basis. Credit risk is managed through regular collection and monitoring procedures.

At each reporting date, the Group's maximum exposure to credit risk were represented by the carrying amount of the financial assets on the statements of financial position.

Cash and bank balances are mainly deposits with banks and financial institutions which are regulated and with high credit-ratings assigned by international credit rating agencies. Management determined that cash and bank balances are subject to immaterial credit loss.

Further disclosure regarding trade and other receivables are disclosed in Note 12 to the financial statements.

# NOTES TO THE FINANCIAL STATEMENTS

FOR THE FINANCIAL YEAR ENDED 30 JUNE 2021

## 35. Financial instruments and financial risk management (Continued)

### (b) Interest rate risk

Interest rate risk is the risk that the fair value of future cash flows of a financial instrument will fluctuate because of changes in market interest rates. The Group's and the Company's exposures to interest rate risk arise primarily from their borrowings with financial institutions and amount due to a subsidiary.

The Group is exposed to cash flow interest rate risk from borrowings at floating rates. The table below shows the sensitivity analysis of interest rate risk showing the effect on profit or loss if interest rates had increased by 100 basis point (2020: 100 basis point), with all other variables held constant.

	<b>2021</b>	<b>2020</b>
	<b>Decrease</b>	<b>Decrease</b>
	<b>in profit</b>	<b>in profit</b>
	<b>\$'000</b>	<b>\$'000</b>
<u>Interest rates increased by 100 basis point</u>		
<b>Group</b>		
Borrowings	(3,076)	(3,113)
<b>Company</b>		
Borrowings	(455)	(320)
Amount due to a subsidiary	(476)	(476)

A 100 basis point decrease in interest rates would have an equal but opposite effect.

### (c) Foreign currency risk

The Group operates in several countries with dominant operations in Singapore, People's Republic of China, Southeast Asia, Australia and Europe. Currency risk arises within entities in the Group when transactions are denominated in foreign currencies. Exposure to foreign currency risk is monitored on an ongoing basis to ensure that the net exposure is at an acceptable level, as the Group manages its transactional exposure by matching, as far as possible, receipts and payments in each individual currency. As the entities in the Group transact substantially in their respective functional currencies, the Group's exposure to currency risk is not significant.

In relation to the Group's overseas investments in foreign operations where net assets are exposed to currency translation risk, they are not hedged as currency positions in these foreign currencies are considered to be long-term in nature. Differences arising from such translation are recorded under the foreign currency translation reserves.

# NOTES TO THE FINANCIAL STATEMENTS

FOR THE FINANCIAL YEAR ENDED 30 JUNE 2021

## 35. Financial instruments and financial risk management (Continued)

### (c) Foreign currency risk (Continued)

The Group's exposures to foreign currencies such as Chinese Renminbi ("RMB"), Malaysian Ringgit ("MYR"), Swiss Franc ("CHF") and Euro ("EUR"), Hong Kong Dollar ("HKD"), Thai Baht ("THB"), United States Dollar ("USD") and Indian Rupee ("INR") at each reporting date were as follows:

	Note	SGD \$'000	RMB \$'000	MYR \$'000	CHF \$'000	EUR \$'000	HKD \$'000	THB \$'000	USD \$'000	INR \$'000	Others \$'000	Total in SGD equivalents \$'000
<b>Group</b>												
<b>2021</b>												
Trade and other receivables (excluding prepayments and value added tax recoverable)		1,260	74,349	1,090	531	478	-	875	94	21,226	486	100,389
Intra-group balances, net		18,711	33,453	(3,250)	(3,698)	(9,743)	(1,398)	10,055	(39,454)	(2,108)	(2,568)	-
Cash and bank balances	13	1,322	81,719	1,147	23	27	103	133	70	15	370	84,929
Restricted bank balances	13	-	-	-	2,043	-	-	-	-	-	-	2,043
Trade and other payables (excluding accruals for business, property and land taxes, advance receipt from disposal of non-current assets held for sale)		(7,033)	(51,146)	(12,731)	(208)	(1,777)	(605)	(2,969)	(6,798)	(842)	(365)	(84,474)
Borrowings	16	(134,821)	(58,589)	(136,466)	(15,906)	(7,555)	(20,547)	(9,285)	-	(1)	(8,202)	(391,372)
Lease liabilities	17	(161)	(2,112)	(663)	-	-	-	-	(536)	(1,169)	-	(4,641)
		(120,722)	77,674	(150,873)	(17,215)	(18,570)	(22,447)	(1,191)	(46,624)	17,121	(10,279)	(293,126)
Less: net liabilities/ (assets) denominated in respective entities' functional currencies		144,172	(143,065)	137,407	22,881	25,668	3,013	11,244	59	(22,449)	(3,937)	174,993
<b>Currency exposure</b>		<b>23,450</b>	<b>(65,391)</b>	<b>(13,466)</b>	<b>5,666</b>	<b>7,098</b>	<b>(19,434)</b>	<b>10,053</b>	<b>(46,565)</b>	<b>(5,328)</b>	<b>(14,216)</b>	<b>(118,133)</b>

# NOTES TO THE FINANCIAL STATEMENTS

FOR THE FINANCIAL YEAR ENDED 30 JUNE 2021

## 35. Financial instruments and financial risk management (Continued)

### (c) Foreign currency risk (Continued)

	Note	SGD \$'000	RMB \$'000	MYR \$'000	CHF \$'000	EUR \$'000	HKD \$'000	THB \$'000	USD \$'000	INR \$'000	Others \$'000	Total in SGD equivalents \$'000
<b>Group</b>												
<b>2020</b>												
Trade and other receivables (excluding prepayments and value added tax recoverable)		2,835	69,181	(315)	880	87	-	1,059	106	21,620	516	95,969
Intra-group balances, net		529	18	(68)	(5,228)	(285)	(1,785)	10,704	(142)	(1,867)	(1,876)	-
Cash and bank balances	13	1,178	30,717	795	-	909	47	203	220	18	520	34,607
Restricted bank balances	13	-	-	-	3,745	-	-	-	-	-	-	3,745
Trade and other payables (excluding accruals for business, property and land taxes)		(9,317)	(43,083)	(6,913)	(285)	(1,679)	(24)	(2,935)	(3,497)	(464)	(607)	(68,804)
Borrowings	16	(135,554)	(16,062)	(137,561)	(17,697)	(8,625)	-	(9,847)	-	-	(9,320)	(334,666)
Lease liabilities	17	(174)	(2,741)	(1,160)	-	-	-	-	(666)	(613)	-	(5,354)
		(140,503)	38,030	(145,222)	(18,585)	(9,593)	(1,762)	(816)	(3,979)	18,694	(10,767)	(274,503)
Less: net liabilities/ (assets) denominated in respective entities' functional currencies		124,214	(88,450)	132,598	24,465	17,109	(4,624)	11,477	(328)	(24,034)	(3,056)	189,371
<b>Currency exposure</b>		(16,289)	(50,420)	(12,624)	5,880	7,516	(6,386)	10,661	(4,307)	(5,340)	(13,823)	(85,132)



# NOTES TO THE FINANCIAL STATEMENTS

FOR THE FINANCIAL YEAR ENDED 30 JUNE 2021

## 35. Financial instruments and financial risk management (Continued)

### (c) Foreign currency risk (Continued)

The following analyses detail the sensitivity to a five percentage increase or decrease in the respective foreign currencies against the respective functional currencies of the entities in the Group. A five percentage point weakening in the foreign currencies against respective functional currencies would have an equal but opposite effect. The analysis assumes that all other variables, in particular interest rates, remain constant and does not take into account associated tax effects and share of non-controlling interests.

If the relevant foreign currency strengthens by 5% against the respective functional currencies of each entity of the Group, the effect to profit or loss will increase/(decrease) by:

	2021 \$'000	2020 \$'000
<b>Group</b>		
Singapore Dollar	1,173	(814)
Chinese Renminbi	(3,270)	(2,521)
Malaysian Ringgit	(673)	(631)
Swiss Franc	283	294
Euro	355	376
Hong Kong Dollar	(972)	(319)
Thai Baht	503	533
United States Dollar	(2,328)	(215)
Indian Rupee	(266)	(267)

A five percentage point weakening in the foreign currencies against respective functional currencies would have an equal but opposite effect.

# NOTES TO THE FINANCIAL STATEMENTS

FOR THE FINANCIAL YEAR ENDED 30 JUNE 2021

## 35. Financial instruments and financial risk management (Continued)

### (c) Foreign currency risk (Continued)

The Company's exposures to foreign currencies such as Chinese Renminbi ("RMB"), United States Dollar ("USD"), Australian Dollar ("AUD"), Hong Kong Dollar ("HKD"), Swiss Franc ("CHF") and Thai Baht ("THB") at each reporting date were as follows:

	Note	SGD \$'000	RMB \$'000	USD \$'000	AUD \$'000	HKD \$'000	CHF \$'000	THB \$'000	Others \$'000	Total in SGD equivalents \$'000
<b>Company</b>										
<b>2021</b>										
Trade and other receivables (excluding prepayments)		215,613	20,614	7	96	-	2,518	10,071	3,561	252,480
Cash and bank balances	13	488	-	4	-	-	-	-	1	493
Trade and other payables	15	(94,643)	(119,826)	(39,575)	(17,640)	-	(6,249)	-	(55)	(277,988)
Borrowings	16	(36,376)	-	-	-	(20,547)	-	-	-	(56,923)
		85,082	(99,212)	(39,564)	(17,544)	(20,547)	(3,731)	10,071	3,507	(81,938)
Less: net assets denominated in functional currency		(85,082)	-	-	-	-	-	-	-	(85,082)
<b>Currency exposure</b>		-	(99,212)	(39,564)	(17,544)	(20,547)	(3,731)	10,071	3,507	(167,020)
<b>2020</b>										
Trade and other receivables (excluding prepayments)		214,214	23,336	7	-	850	2,541	10,681	7,858	259,487
Convertible note receivables		-	-	-	-	36,020	-	-	-	36,020
Cash and bank balances	13	206	-	5	-	-	-	-	-	211
Trade and other payables		(77,698)	(165,334)	(41,382)	(16,731)	(542)	(6,066)	-	(5,827)	(313,580)
Borrowings	16	(37,005)	-	-	-	-	-	-	-	(37,005)
		99,717	(141,998)	(41,370)	(16,731)	36,328	(3,525)	10,681	2,031	(54,867)
Less: net assets denominated in functional currency		(99,717)	-	-	-	-	-	-	-	(99,717)
<b>Currency exposure</b>		-	(141,998)	(41,370)	(16,731)	36,328	(3,525)	10,681	2,031	(154,584)

# NOTES TO THE FINANCIAL STATEMENTS

FOR THE FINANCIAL YEAR ENDED 30 JUNE 2021

## 35. Financial instruments and financial risk management (Continued)

### (c) Foreign currency risk (Continued)

The following analyses detail the sensitivity to a five percentage increase or decrease in the respective foreign currencies against the Singapore Dollar. The analysis assumes that all other variables, in particular interest rates, remain constant and does not take into account associated tax effects and share of non-controlling interests.

If the relevant foreign currency strengthens by 5% against the Singapore Dollar, the effect to profit or loss will increase/(decrease) by:

	2021 \$'000	2020 \$'000
<b>Company</b>		
Chinese Renminbi	(4,961)	(7,100)
United States Dollar	(1,978)	(2,069)
Australian Dollar	(877)	(837)
Hong Kong Dollar	(1,027)	1,816
Swiss Franc	(187)	(176)
Thai Baht	504	534

A five percentage point weakening in the foreign currencies against respective functional currencies would have an equal but opposite effect.

### (d) Liquidity risk

Liquidity risk is the risk that the Group and the Company will not be able to meet its financial obligations as they fall due. The Group and the Company monitor its liquidity risk and maintain a level of cash and cash equivalents deemed adequate by management to finance the Group's and the Company's operations and to mitigate the effects of fluctuations in cash flows. Funding is obtained from borrowing facilities from banks and financial institutions. The Group and the Company assessed that the Group and the Company will be able to pay its debts as and when they fall due. The details of the assessment are disclosed in Note 2.1 to the financial statements.

# NOTES TO THE FINANCIAL STATEMENTS

FOR THE FINANCIAL YEAR ENDED 30 JUNE 2021

## 35. Financial instruments and financial risk management (Continued)

### (d) Liquidity risk (Continued)

The table below summarises the maturity profile of the Group's and the Company's financial liabilities at the reporting date based on contractual undiscounted cash flows.

	Contractual undiscounted cash flows (including interest payments)			Carrying amount \$'000
	Within one financial year \$'000	More than one financial year \$'000	Total \$'000	
<b>Group</b>				
<b>2021</b>				
Trade and other payables	69,009	16,995	86,004	84,474
Borrowings	319,151	111,203	430,354	391,372
Lease liabilities	2,379	2,722	5,101	4,641
	<u>390,539</u>	<u>130,920</u>	<u>521,459</u>	<u>480,487</u>
<b>2020</b>				
Trade and other payables	45,749	25,417	71,166	68,804
Borrowings	172,422	262,497	434,919	334,666
Lease liabilities	1,901	3,987	5,888	5,354
	<u>220,072</u>	<u>291,901</u>	<u>511,973</u>	<u>408,824</u>
<b>Company</b>				
<b>2021</b>				
Trade and other payables	279,066	-	279,066	277,988
Borrowings	36,219	21,681	57,900	56,923
	<u>315,285</u>	<u>21,681</u>	<u>336,966</u>	<u>334,911</u>
<b>2020</b>				
Trade and other payables	314,480	-	314,480	313,580
Borrowings	32,239	5,065	37,304	37,005
	<u>346,719</u>	<u>5,065</u>	<u>351,784</u>	<u>350,585</u>

### (e) Fair values

The carrying amounts of the Group's and Company's current financial assets and current financial liabilities approximate their fair values as at each reporting date due to the relatively short period of maturity of these financial instruments. The fair values of other classes of financial assets and liabilities are disclosed in the respective notes to the financial statements.

# NOTES TO THE FINANCIAL STATEMENTS

FOR THE FINANCIAL YEAR ENDED 30 JUNE 2021

## 36. Capital management

The Group's and the Company's objectives when managing capital are to safeguard the Group's and the Company's ability to continue as a going concern and to maintain an optimal capital structure so as to maximise shareholders' value.

The Group and the Company maintain an optimum capital structure by various means such as adjusting the amount of dividends paid to shareholders, return capital to shareholders, issue new shares or sell assets to reduce debts, as it deems beneficial to the interests of its shareholders.

As part of the Group's and Company's capital management, the Company may purchase its own shares from the market and the timing of these purchases depends on market prices. Primarily, such actions are intended to stabilise the market price of the Company's shares and the purchased shares can be used for issuing shares under a performance share plan if the Company establishes a plan in the future. Buy and sell decisions by management are made on a specific transaction basis. The Group and the Company do not have a defined share buy-back plan.

In addition, the Company may adopt the scrip dividend scheme, issue rights issue shares, issue new ordinary shares via share placements to conserve cash resources and to pay down bank borrowings. The scrip dividend scheme also allows shareholders to reinvest in the growth of the Company.

The Group and the Company manage overall capital structure by leveraging the advantages and security afforded by a sound capital position while preserving a sustainable level of returns which also seek to meet certain capital requirements imposed by the banks. These requirements include maintaining minimum level of net tangible assets.

The Group also monitors capital based on a gearing ratio which is net debt divided by total capital. Net debt includes borrowings less cash and bank balances (including restricted bank balances). Total capital refers to equity attributable to the equity holders of the Company.

	<b>Group</b>	
	<b>2021</b>	<b>2020</b>
	<b>\$'000</b>	<b>\$'000</b>
Net debt	304,400	296,314
Total capital	671,380	617,811
Net gearing ratio	45%	48%

The Group and the Company are in compliance with all externally imposed capital requirements relating to financial covenants on its borrowings for both the financial years ended 30 June 2021 and 30 June 2020 except as disclosed in Note 16 to the financial statements.

Apart from the above, the Group's current overall strategy remains unchanged for financial years ended 30 June 2021 and 30 June 2020.

# NOTES TO THE FINANCIAL STATEMENTS

FOR THE FINANCIAL YEAR ENDED 30 JUNE 2021

## 37. Properties of the Group

Location	Description	Existing use	Tenure	Unexpired lease term (years)	Site area ('000 sqm)	Gross floor area ('000 sqm)
(a) No. 1 Chuangye Road, Hefei City, Anhui Province, the PRC	Education college	Held for sale	Not applicable	22	106	83
(b) Northeastern side along the crossing of Yangguang Road and Gongyuan Road, Xinqiao Industrial Park, Anhui Province, the PRC	Education college	Education facilities and hostels (under construction)	Leasehold	45	283	-
(c) No. 28, Jinjing Road, Xiqing District, Tianjin City, the PRC	Education college	Education facilities and hostels	Leasehold	31 - 34	141	119
(d) Room 101, 201-205, 301-308 Block 5, No. 203 Tower Road, Suzhou National New and Hi-Tech Industrial Development Zone, Jiangsu Province, the PRC	Kindergarten	Kindergarten facilities	Leasehold	45	1	2
(e) Oriental University City, Langfang Economic and Development Zone, Hebei Province, the PRC <sup>#</sup>	Education campus city	Facilities for educational, recreational, hostels, commercial, retail and utility activities	Leasehold	28 – 33	891	442

# NOTES TO THE FINANCIAL STATEMENTS

FOR THE FINANCIAL YEAR ENDED 30 JUNE 2021

## 37. Properties of the Group (Continued)

Location	Description	Existing use	Tenure	Unexpired lease term (years)	Site area ('000 sqm)	Gross floor area ('000 sqm)
(f) Raffles Education Square 51 Merchant Road Singapore	Commercial development of multi storey office block and conservation shophouses	Education facilities	Leasehold	71	3	7
(g) Mukim of Pulai, District of Johor Bahru, State of Johor, Malaysia <sup>#</sup> Land held under: H.S.(D) 520221, PTD 189210	University campus development	Construction and development phase	Freehold	-	263	-
(h) Mukim of Pulai, Lot 143116 District of Johor Bahru, State of Johor, Malaysia <sup>#</sup>	Education college	American K12 school facilities	Freehold	-	186	72
(i) Lot 102-104, 106 Section 88A Kuala Lumpur, Malaysia	Education college	Education facilities	Leasehold	47 - 48	5	4
(j) Soi Bangna – Trat 37 Bangkaew Sub-district Bang Phli District Samut Prakarn Province, Thailand <sup>#</sup>	Education college	Education facilities	Freehold	-	45	40

# NOTES TO THE FINANCIAL STATEMENTS

FOR THE FINANCIAL YEAR ENDED 30 JUNE 2021

## 37. Properties of the Group (Continued)

Location	Description	Existing use	Tenure	Unexpired lease term (years)	Site area ('000 sqm)	Gross floor area ('000 sqm)
(k) Kadirana North Village Dunagaha Pattu of Aluthkorale @ Katana in Gampaha District Western Province of Sri Lanka <sup>#</sup>	University campus/ commercial development	Vacant	Freehold	-	101	-
(l) 94 Mandurah Terrace, Mandurah, Western Australia <sup>#</sup>	Commercial/ residential/ education development	Vacant	Freehold	-	2	-
(m) Chemin des Cibles 17 1997 Haute-Nendaz Switzerland <sup>#</sup>	Hotel and commercial units	Hotel and commercial units	Freehold	-	6	7
(n) Route de Siviez 37, 1995 Siviez Switzerland <sup>#</sup>	Commercial building	Commercial use	Freehold	-	2	2
(o) Via Felice Casati, 16, Milan, Italy	Commercial building	Education facilities and office use	Freehold	-	1	3
(p) Two floors of office units at Sub-District of Gondangdia, District of Menteng, Municipality of Central Jakarta, Special Capital City of Jakarta, Indonesia	Education college	Education facilities	Leasehold	13	-	2

<sup>#</sup> Valuation performed in financial years 2021 and 2020 by independent professional valuation specialist, as referred to in Note 6 to the financial statements.



# NOTES TO THE FINANCIAL STATEMENTS

FOR THE FINANCIAL YEAR ENDED 30 JUNE 2021

## 38. Events subsequent to the reporting date

### Proposed sale of a property

On 16 August 2021, the Group announced that it intends to put its property located at 51 Merchant Road, Singapore 058283 up for sale to improve the Company's net debt position, allow the Company to unlock value for its shareholders and it is part of the Company's long-term asset rationalisation plans to pay off its borrowings, improve operating efficiencies and net income. The guide price for the proposed sale is contemplated to be approximately S\$200 million. This property is mortgaged with UOB under the RA Facility Agreement as disclosed in Note 16 to the financial statements. As at the date of the financial statements, the sale is on-going.

## 39. Authorisation of financial statements

The consolidated financial statements of the Group, the statement of financial position and the statement of changes in equity of the Company for the financial year ended 30 June 2021 were authorised for issue by the Board of Directors of the Company on 8 October 2021.

# STATISTICS OF SHAREHOLDINGS

AS AT 30 SEPTEMBER 2021

ISSUED AND FULLY PAID-UP CAPITAL	:	1,458,446,772
NUMBER OF SHARES ISSUED AND PAID-UP SHARES (EXCLUDING TREASURY SHARES)	:	1,378,656,672
NUMBER / PERCENTAGE OF TREASURY SHARES HELD	:	79,790,100 / 5.79%
CLASS OF SHARES	:	ORDINARY
VOTING RIGHTS	:	ONE VOTE PER SHARE

Based on information available to the Company as at 30 September 2021, approximately 56.18% of the issued ordinary shares (excluding treasury shares) of the Company is held by the public and, therefore, Rule 723 of the Listing Manual issued by SGT-ST is complied with.

Size of Shareholdings	No. of Shareholders	Percentage of Shareholders	No. of Shares Held (excluding treasury shares)	Percentage of Shares
1 - 99	680	8.00	25,678	0.00
100 - 1,000	979	11.52	571,215	0.04
1,001 - 10,000	3,764	44.29	18,391,185	1.34
10,001 - 1,000,000	3,020	35.53	172,082,041	12.48
1,000,001 & ABOVE	56	0.66	1,187,586,553	86.14
	<u>8,499</u>	<u>100.00</u>	<u>1,378,656,672</u>	<u>100.00</u>

## Top Twenty Shareholders as at 30 September 2021

S/No.	Name	No. of Shares	% of Shares
1	CHEW HUA SENG	120,314,022	8.73
2	RAFFLES NOMINEES (PTE) LIMITED	112,050,149	8.13
3	SING INVESTMENTS & FINANCE NOMINEES (PTE) LTD	101,650,000	7.37
4	DBS NOMINEES PTE LTD	99,333,602	7.20
5	OEI HONG LEONG	96,804,369	7.02
6	CITIBANK NOMINEES SINGAPORE PTE LTD	85,150,930	6.18
7	SBS NOMINEES PTE LTD	73,427,998	5.33
8	PHILLIP SECURITIES PTE LTD	73,174,021	5.31
9	GUTHRIE VENTURE PTE LTD	61,750,000	4.48
10	OEI HONG LEONG ART MUSEUM LIMITED	43,353,440	3.14
11	LIU YINGCHUN	39,371,700	2.85
12	OCBC SECURITIES PRIVATE LTD	26,402,959	1.91
13	DORIS CHUNG GIM LIAN	24,943,159	1.81
14	WATERWORTH PTE LTD	23,400,000	1.70
15	CHEW CHIEW SIANG STEVEN	22,065,730	1.60
16	TOMMIE GOH THIAM POH	18,742,916	1.36
17	GOI SENG HUI	18,042,400	1.31
18	LIM AND TAN SECURITIES PTE LTD	15,661,819	1.14
19	TEO CHIANG SONG	13,000,000	0.94
20	UNITED OVERSEAS BANK NOMINEES PTE LTD	11,547,143	0.84
		<u>1,080,186,357</u>	<u>78.35</u>

# STATISTICS OF SHAREHOLDINGS

AS AT 30 SEPTEMBER 2021

## Substantial Shareholders

As shown in the Register of Substantial Shareholders

Name of Shareholders	No of Shares	
	Direct Interest	Deemed Interest
Chew Hua Seng <sup>(1)(2)</sup>	428,864,605	34,043,159
Doris Chung Gim Lian <sup>(1)(2)</sup>	170,992,922	291,914,842
Oei Hong Leong <sup>(3)</sup>	96,804,369	43,353,440

### Notes: -

- <sup>(1)</sup> Ms Chung Gim Lian, Doris is the spouse of Mr Chew Hua Seng. In this regards, Ms Chung Gim Lian is deemed to have an interest in the shareholdings of Mr Chew Hua Seng and vice versa.
- <sup>(2)</sup> Includes 136,949,763 shares which are held jointly by Mr Chew Hua Seng and Ms Chung Gim Lian, Doris.
- <sup>(3)</sup> Mr Oei Hong Leong is deemed to have an interest in the shares held by Oei Hong Leong Art Museum Limited ("OHLAM") due to his direct interests of 90% in the ultimate holding company of OHLAM.

## **CORPORATE INFORMATION**

### **BOARD OF DIRECTORS**

Mr Chew Hua Seng  
(Chairman & CEO)

Mr Lim How Teck  
(Lead Independent Non-Executive Director)

Mr Teo Cheng Lok John  
(Independent Non-Executive Director)  
(Resigned with effect from 1 July 2021)

Mdm Gan Hui Tin  
(Independent Non-Executive Director)

Mdm Lim Siew Mun  
(Independent Non-Executive Director)  
(Appointed with effect from 1 July 2021)

Mr Ng Kwan Meng  
(Independent Non-Executive Director)

Mr Joseph He Jun  
(Non-Independent Non-Executive Director)

Mr Liu Ying Chun  
(Non-Independent Non-Executive Director)  
(Retired with effect from 30 October 2020)

### **COMPANY SECRETARY**

Mr Kelothe Raj Kumar

### **REGISTERED OFFICE**

51 Merchant Road, Raffles Education Square  
Singapore 058283  
Telephone: (65) 6338 5288  
Facsimile: (65) 6338 5167  
Website: [Https://Raffles.Education](https://Raffles.Education)

### **SHARE REGISTRAR**

B.A.C.S Pte. Ltd.  
8 Robinson Road  
#03-00 ASO Building  
Singapore 048544

### **AUDITORS**

BDO LLP  
Public Accountants and Chartered Accountants  
600 North Bridge Road,  
#23-01 Parkview Square  
Singapore 188778

Audit Partner-in-Charge: Mr Ng Kian Hui  
(Appointed with effect from financial year 2019)

### **PRINCIPAL BANKERS**

Citibank NA, Singapore Branch  
8 Marina View #17-01  
Asia Square Tower 1  
Singapore 018960

United Overseas Bank Limited  
80 Raffles Place  
UOB Plaza  
Singapore 048624

# RafflesEducation

51 Merchant Road, Raffles Education Square  
Singapore 058283  
Tel: (65) 6338 5288 Fax: (65) 6338 5167  
Website: <https://Raffles.Education>  
Company Reg. No.199400712N



Our Ref: AUD/R424/NKH/LHZ

The Board of Directors  
**Raffles Education Corporation Limited**  
51 Merchant Road  
Raffles Education Square  
Singapore 058283

**INDEPENDENT AUDITOR'S REPORT ON THE STATEMENT OF TOTAL AMOUNT OF EMOLUMENT AND OTHER BENEFITS PAID OR RECEIVED BY EACH OF THE DIRECTORS OF RAFFLES EDUCATION CORPORATION LIMITED (THE "COMPANY") AND EACH DIRECTOR OF ALL SUBSIDIARIES OF THE COMPANY FOR THE FINANCIAL YEAR ENDED 30 JUNE 2021**

---

**Opinion**

We have audited the accompanying statement of total amount of emolument and other benefits paid or received by each of the directors of Raffles Education Corporation Limited (the "Company") and each director of all subsidiaries of the Company for the financial year ended 30 June 2021 (the "Statement").

In our opinion, the accompanying Statement of the Company and its subsidiaries (the "Group") for the financial year ended 30 June 2021 is prepared, in all material respects, in accordance with the attached Basis of Preparation.

**Basis for Opinion**

We conducted our audit in accordance with Singapore Standards on Auditing (SSAs). Our responsibilities under those standards are further described in the Auditor's Responsibilities for the Audit of the Statement section of our report. We are independent of the Group in accordance with the Accounting and Corporate Regulatory Authority (ACRA) Code of Professional Conduct and Ethics for Public Accountants Entities (ACRA Code) together with the ethical requirements that are relevant to our audit of the financial statements in Singapore, and we have fulfilled our other ethical responsibilities in accordance with these requirements and the ACRA Code. We believe that the audit evidence we have obtained is sufficient and appropriate to provide a basis for our opinion.

**Emphasis of Matter - Basis of Accounting and Restriction on Distribution and Use**

We draw attention to the attached Basis of Preparation to the Statement, which describes the basis of accounting. The Statement is prepared to assist the Company to meet the requirements by certain shareholders of the Company in accordance with a notice to the Company pursuant to section 164A(1) of the Companies Act (Chapter 50) dated 27 September 2021 (the "Notice") and may not be suitable for another purpose. Our report relates only to the items specified in the Statement and does not extend to any financial statements of the Group, taken as a whole. Our report is intended solely for the Company and the Company's shareholders as a body and should not be distributed to or used by parties other than the Company or shareholders of the Company. Our opinion is not modified in respect of this matter.

**Responsibilities of Management and Those Charged with Governance for the Statement**

Management is responsible for the preparation of the Statement in accordance with the Basis of Preparation, and for such internal control as management determines is necessary to enable the preparation of the Statement that is free from material misstatement, whether due to fraud or error.

Those charged with governance are responsible for overseeing the Group's financial reporting process.



### **Auditor's Responsibilities for the Audit of the Statement**

Our objectives are to obtain reasonable assurance about whether the Statement is free from material misstatement whether due to fraud or error, and to issue an auditor's report that includes our opinion. Reasonable assurance is a high level of assurance, but is not a guarantee that an audit conducted in accordance with SSAs will always detect a material misstatement when it exists. Misstatements can arise from fraud or error and are considered material if, individually or in the aggregate, they could reasonably be expected to influence the economic decisions of users taken on the basis of this Statement.

As part of an audit in accordance with SSAs, we exercise professional judgement and maintain professional skepticism throughout the audit. We also:

- Identify and assess the risks of material misstatement of the Statement, whether due to fraud or error, design and perform audit procedures responsive to those risks, and obtain audit evidence that is sufficient and appropriate to provide a basis for our opinion. The risk of not detecting a material misstatement resulting from fraud is higher than for one resulting from error, as fraud may involve collusion, forgery, intentional omissions, misrepresentations, or the override of internal control.
- Obtain an understanding of internal control relevant to the audit in order to design audit procedures that are appropriate in the circumstances, but not for the purpose of expressing an opinion on the effectiveness of the Group's internal control.
- Evaluation the appropriateness of accounting policies used and the reasonableness of accounting estimates, if any, and related disclosures made by management.

We communicate with those charged with governance regarding, among other matters, the planned scope and timing of the audit and significant audit findings, including any significant deficiencies in internal control that we identify during our audit.

We also provide those charged with governance with a statement that we have complied with relevant ethical requirements regarding independence, and to communicate with them all relationships and other matters that may reasonably be thought to bear on our independence, and where applicable, related safeguards.

A handwritten signature in blue ink, appearing to read 'BDO up'.

**BDO LLP**  
Public Accountants and  
Chartered Accountants  
Singapore  
14 October 2021

*Enclosure:*

The Statement  
Basis of Preparation

**THE STATEMENT OF TOTAL AMOUNT OF EMOLUMENT AND OTHER BENEFITS PAID OR RECEIVED  
BY EACH OF THE DIRECTORS OF RAFFLES EDUCATION CORPORATION LIMITED AND EACH  
DIRECTOR OF ALL SUBSIDIARIES OF THE COMPANY  
FOR THE FINANCIAL YEAR ENDED 30 JUNE 2021**

<b>No.</b>	<b>Name of Business Unit</b>	<b>List of directors, supervisors, legal representatives, and members of senior management (e.g. general managers, and CEOs) of the business unit</b>	<b>Amount received from THIS business unit (including Director's Fees, Salary/Bonus/ Profit Sharing and Other Benefits)</b>	<b>Amount received from OTHER business unit (including Salary and Other Benefits)</b>
1	Raffles Education Corporation Limited	Chew Hua Seng	S\$ 2,893,053	NIL
		Lim How Teck	S\$ 77,521	NIL
		Teo Cheng Lok John (resigned w.e.f. 1 July 2021)	S\$ 66,625	NIL
		Ng Kwan Meng (appointed on 25 Feb 2021)	S\$ 17,250	NIL
		Gan Hui Tin	S\$ 68,901	NIL
		Lim Siew Mun (appointed on 1 July 2021)	NIL	NIL
		He Jun	S\$ 46,933	NIL
		Liu Ying Chun (resigned w.e.f. 30 Oct 2020)	S\$ 168,000	NIL
2.	Raffles Assets (Singapore) Pte. Ltd.	Doris Chung Gim Lian	NIL	NIL
		Ong Kai How	NIL	NIL
3.	Raffles Education Network Pte. Ltd.	Doris Chung Gim Lian	NIL	NIL
		Ong Kai How	NIL	NIL
4.	Path Education Corporation Pte. Ltd.	Chew Hua Seng	NIL	NIL
		Ong Kai How	NIL	NIL
5.	Page 8 Consulting Pte. Ltd.	Chew Hua Seng	NIL	NIL
		Ong Kai How	NIL	NIL
6.	Raffles Education Malaysia Pte. Ltd.	Doris Chung Gim Lian	NIL	NIL
		Ong Kai How	NIL	NIL
7.	Raffles College of Higher Education Pte. Ltd.	Doris Chung Gim Lian	S\$ 372,240	NIL
		Ong Kai How	S\$ 168,240	NIL
8.	Raffles Education Middle East Pte. Ltd.	Doris Chung Gim Lian	NIL	NIL
		Ong Kai How	NIL	NIL
9.	Raffles Education Investment (India) Pte. Ltd.	Doris Chung Gim Lian	NIL	NIL
		Ong Kai How	NIL	NIL



**THE STATEMENT OF TOTAL AMOUNT OF EMOLUMENT AND OTHER BENEFITS PAID OR RECEIVED  
BY EACH OF THE DIRECTORS OF RAFFLES EDUCATION CORPORATION LIMITED AND EACH  
DIRECTOR OF ALL SUBSIDIARIES OF THE COMPANY  
FOR THE FINANCIAL YEAR ENDED 30 JUNE 2021**

<b>No.</b>	<b>Name of Business Unit</b>	<b>List of directors, supervisors, legal representatives, and members of senior management (e.g. <i>general managers, and CEOs</i>) of the business unit</b>	<b>Amount received from THIS business unit (including Director's Fees, Salary/Bonus/ Profit Sharing and Other Benefits)</b>	<b>Amount received from OTHER business unit (including Salary and Other Benefits)</b>
10.	Raffles Education Sri Lanka Pte. Ltd.	Doris Chung Gim Lian	NIL	NIL
		Rick John Tham Yu Xian	NIL	NIL
11.	Trophy Land Pte. Ltd.	Doris Chung Gim Lian	NIL	NIL
		Rick John Tham Yu Xian	NIL	S\$ 185,400
12.	Raffles Europe Pte. Ltd.	Doris Chung Gim Lian	NIL	NIL
		Ho Kah Chuan Kenneth	NIL	NIL
13.	Raffles Nendaz Pte. Ltd.	Doris Chung Gim Lian	NIL	NIL
		Ho Kah Chuan Kenneth	NIL	S\$ 192,240
		Chew Han Wei	NIL	NIL
14.	Raffles Indonesia Pte. Ltd.	Doris Chung Gim Lian	NIL	NIL
		Ong Kai How	NIL	NIL
15.	Raffles Sivez 1750 Pte. Ltd.	Doris Chung Gim Lian	NIL	NIL
		Ho Kah Chuan Kenneth	NIL	NIL
		Chew Han Wei	NIL	NIL
16.	Raffles Italy Pte. Ltd.	Doris Chung Gim Lian	NIL	NIL
		Ong Kai How	NIL	NIL
		Chew Han Wei	NIL	NIL
17.	Raffles Design Institute Pte. Ltd.	Doris Chung Gim Lian	NIL	NIL
		Ong Kai How	NIL	NIL
18.	Raffles School of Business Pte. Ltd.	Doris Chung Gim Lian	NIL	NIL
		Ong Kai How	NIL	NIL
19.	Foodbev Singapore Pte. Ltd.	Doris Chung Gim Lian	NIL	NIL
		Ong Kai How	NIL	NIL
20.	Goodmax Pte. Ltd.	Doris Chung Gim Lian	NIL	NIL
		Ong Kai How	NIL	NIL
21.	4 Vallees Pte. Ltd.	Doris Chung Gim Lian	NIL	NIL
		Ho Kah Chuan Kenneth	NIL	NIL
		Chew Han Wei	S\$ 185,040	NIL

**THE STATEMENT OF TOTAL AMOUNT OF EMOLUMENT AND OTHER BENEFITS PAID OR RECEIVED  
BY EACH OF THE DIRECTORS OF RAFFLES EDUCATION CORPORATION LIMITED AND EACH  
DIRECTOR OF ALL SUBSIDIARIES OF THE COMPANY  
FOR THE FINANCIAL YEAR ENDED 30 JUNE 2021**

<b>No.</b>	<b>Name of Business Unit</b>	<b>List of directors, supervisors, legal representatives, and members of senior management (e.g. general managers, and CEOs) of the business unit</b>	<b>Amount received from THIS business unit (including Director's Fees, Salary/Bonus/ Profit Sharing and Other Benefits)</b>	<b>Amount received from OTHER business unit (including Salary and Other Benefits)</b>
22.	Oriental University City Holdings (H.K.) Limited	Chew Hua Seng	NIL	NIL
		Liu Ying Chun	NIL	S\$ 60,079
		Lam Bing Lun, Philip	S\$ 30,370	NIL
		Wilson Teh Boon Piaw	S\$ 30,370	NIL
		Tan Yeow Hiang, Kenneth	S\$ 30,370	NIL
		Guo Shao Zeng	S\$ 30,370	NIL
23.	Langfang Development Zone Oriental University City Education Consultancy Co., Ltd	Chew Hua Seng	NIL	NIL
		Liu Ying Chun		
		Ho Kah Chuan Kenneth		
24.	Langfang Tangrui Education Consulting Co. Ltd.	Chew Hua Seng	NIL	NIL
		Liu Ying Chun	NIL	NIL
		Ho Kah Chuan Kenneth	NIL	NIL
25.	OUC Malaysia Sdn. Bhd.	Liu Ying Chun	NIL	NIL
		Mok Kam Wah	NIL	NIL
		Tho Kwai Kuan	NIL	S\$ 35,461
26.	OUC (Indonesia) Pte. Ltd.	Liu Ying Chun	NIL	NIL
		Doris Chung Gim Lian	NIL	NIL
27.	PT. OUC Jakarta Indo	Liu Ying Chun	NIL	NIL
		Effendi Halim	NIL	NIL
28.	PT. OUC Thamrin Indo	Liu Ying Chun	NIL	NIL
		Effendi Halim	NIL	NIL
29.	Oriental University City Limited	Chew Hua Seng	NIL	NIL
30.	Oriental University City Higher Education (H.K.) Limited	Chew Hua Seng	NIL	NIL

**THE STATEMENT OF TOTAL AMOUNT OF EMOLUMENT AND OTHER BENEFITS PAID OR RECEIVED  
BY EACH OF THE DIRECTORS OF RAFFLES EDUCATION CORPORATION LIMITED AND EACH  
DIRECTOR OF ALL SUBSIDIARIES OF THE COMPANY  
FOR THE FINANCIAL YEAR ENDED 30 JUNE 2021**

<b>No.</b>	<b>Name of Business Unit</b>	<b>List of directors, supervisors, legal representatives, and members of senior management (e.g. <i>general managers, and CEOs</i>) of the business unit</b>	<b>Amount received from THIS business unit (including Director's Fees, Salary/Bonus/ Profit Sharing and Other Benefits)</b>	<b>Amount received from OTHER business unit (including Salary and Other Benefits)</b>
31.	Oriental University City Education Consultancy (H.K.) Limited  ** Company is in the process of deregistration	Chew Hua Seng	NIL	NIL
32.	Oriental University City Education Development (H.K.) Limited	Chew Hua Seng	NIL	NIL
33.	Langfang Development Zone Oriental University City Higher Education Co., Ltd.	Chew Hua Seng Liu Ying Chun Ho Kah Chuan Kenneth	NIL NIL NIL	NIL NIL NIL
34.	Langfang Development Zone Oriental University City Education Facilities Development Co., Ltd.	Liu Yan Wen Leong Aik Huat Zhan Shao Zhong Zhou Yu Han Lv Lian He	NIL NIL NIL NIL NIL	NIL NIL NIL NIL NIL
35.	Langfang Tonghui Education Consulting Co., Ltd.	Chew Hua Seng Liu Ying Chun Ho Kah Chuan, Kenneth	NIL NIL NIL	NIL NIL NIL
36.	Langfang Development Zone Shenglong Property Management Services Co., Ltd	Chen Guang	NIL	S\$ 61,092
37.	Langfang He Zhong Real Estate Development Co., Ltd.	Chen Guang	NIL	NIL
38.	Tianjin Morgan Educational Management & Consultation Co., Ltd.	Chew Hua Seng (legal representative)	NIL	NIL
39.	Tianjin University of Commerce Boustead College	Zhu Shi He (Legal representative)	S\$ 84,322	NIL

**THE STATEMENT OF TOTAL AMOUNT OF EMOLUMENT AND OTHER BENEFITS PAID OR RECEIVED  
BY EACH OF THE DIRECTORS OF RAFFLES EDUCATION CORPORATION LIMITED AND EACH  
DIRECTOR OF ALL SUBSIDIARIES OF THE COMPANY  
FOR THE FINANCIAL YEAR ENDED 30 JUNE 2021**

No.	Name of Business Unit	List of directors, supervisors, legal representatives, and members of senior management (e.g. <i>general managers, and CEOs</i> ) of the business unit	Amount received from THIS business unit (including Director's Fees, Salary/Bonus/ Profit Sharing and Other Benefits)	Amount received from OTHER business unit (including Salary and Other Benefits)
40.	Raffles Iskandar Sdn. Bhd.	Chew Hua Seng	NIL	NIL
		Doris Chung Gim Lian	NIL	NIL
		Mok Kam Wah	S\$ 129,950	NIL
		Datuk Khairil Anwar Ahmad	NIL	NIL
		Wan Ahmad Saifuddin Wan Ahmad Radzi	NIL	NIL
41.	Raffles K12 Sdn. Bhd.	Doris Chung Gim Lian	NIL	NIL
		Mok Kam Wah	NIL	NIL
42.	Evergreen Plus Sdn. Bhd.	Doris Chung Gim Lian (Corporate Representative)	NIL	NIL
43.	New Builders Sdn. Bhd.	Doris Chung Gim Lian	NIL	NIL
		Mok Kam Wah	NIL	NIL
44.	Raffles College of Higher Education Sdn. Bhd.	Doris Chung Gim Lian	NIL	NIL
		Mok Kam Wah	NIL	NIL
45.	MIS Technologies Centre Sdn Bhd, Malaysia	Mok Kam Wah	NIL	NIL
		Chew Han Wei	NIL	NIL
46.	Rongchuang Software Technology (Shanghai) Co., Ltd.	Lee Yang Yang Joseph	NIL	NIL
47.	Jiaduo Software Technology (Shanghai) Co., Ltd.	Lee Yang Yang Joseph	NIL	NIL
48.	Hefei YuRen Education Management Co., Ltd.	Chew Hua Seng (Legal Representative)	NIL	NIL
		Ma Zan	NIL	NIL
		Leong Aik Huat	NIL	NIL
49.	Shanghai Ruifa Business Consulting Co., Ltd.	Zhou Guo Chu (Legal Representative)	NIL	NIL
		Wei Si Xian	NIL	NIL
		Liang Yi Fa	NIL	NIL
50.	Wanbo Institute of Science & Technology	Chew Hua Seng	NIL	NIL

**THE STATEMENT OF TOTAL AMOUNT OF EMOLUMENT AND OTHER BENEFITS PAID OR RECEIVED  
BY EACH OF THE DIRECTORS OF RAFFLES EDUCATION CORPORATION LIMITED AND EACH  
DIRECTOR OF ALL SUBSIDIARIES OF THE COMPANY  
FOR THE FINANCIAL YEAR ENDED 30 JUNE 2021**

No.	Name of Business Unit	List of directors, supervisors, legal representatives, and members of senior management (e.g. general managers, and CEOs) of the business unit	Amount received from THIS business unit (including Director's Fees, Salary/Bonus/ Profit Sharing and Other Benefits)	Amount received from OTHER business unit (including Salary and Other Benefits)
51.	Hefei Lanjing Technology and Trade Co., Ltd.	Chew Hua Seng (Legal Representative)	NIL	NIL
52.	Hefei An Xue Logistic Service Ltd.	Chew Hua Seng (Legal Representative & Director)	NIL	NIL
53.	Raffles LaSalle Education Consultancy (Shanghai) Co., Ltd.	Chew Hua Seng	NIL	NIL
54.	Shaanxi Yu Ren Education Investment Co., Ltd.	Jonathan Zhang Jianguang (Legal Representative)	NIL	S\$ 40,729
55.	Guangdong YuRen Education Investment Co., Ltd.	Jonathan Zhang Jianguang (Legal Representative)	NIL	NIL
56.	Raffles Academy of Continuing Education Beijing  <i>** Company is in the process of closing down</i>	Han En Ye (Legal Representative)	NIL	NIL
57.	Raffles Design Institute  Guongzhou	Zhang Jian Guang	NIL	NIL
		Ma Zan	NIL	S\$ 57,528
		Liu Qiu Shuang	NIL	S\$ 40,320
		Jian Yu Qin	NIL	S\$ 30,546
		Geng Yu	NIL	S\$ 57,528
		Xu Hai Ping	NIL	NIL
58.	Suzhou JiaDuo Corporate Consultancy Co., Ltd.	Jonathan Zhang Jianguang	NIL	NIL
59.	Gelin Nursery School of Suzhou National New & Hitech Industrial Development Zone	Ma Zan	NIL	NIL
60.	Shanghai JiaDuo Education & Training Ltd.	Xie Shu Mao	NIL	S\$ 9,775

**THE STATEMENT OF TOTAL AMOUNT OF EMOLUMENT AND OTHER BENEFITS PAID OR RECEIVED  
BY EACH OF THE DIRECTORS OF RAFFLES EDUCATION CORPORATION LIMITED AND EACH  
DIRECTOR OF ALL SUBSIDIARIES OF THE COMPANY  
FOR THE FINANCIAL YEAR ENDED 30 JUNE 2021**

No.	Name of Business Unit	List of directors, supervisors, legal representatives, and members of senior management (e.g. general managers, and CEOs) of the business unit	Amount received from THIS business unit (including Director's Fees, Salary/Bonus/ Profit Sharing and Other Benefits)	Amount received from OTHER business unit (including Salary and Other Benefits)
61.	Raffles International Mongolia LLC	Chew Hua Seng (Authorised Representative)	NIL	NIL
		Tan Chuin Kai (Chen Qinkai)	NIL	NIL
		Yong Wen Wei	NIL	NIL
		Chia Kok Hoe	NIL	NIL
62.	Raffles Design International (Thailand) Limited	Chew Hua Seng	NIL	NIL
		Doris Chung Gim Lian	NIL	NIL
		Chew Han Qiang	NIL	NIL
		Kenneth Ho Kah Chuan	NIL	NIL
		Ong Kai How	NIL	NIL
		Chia Kok Hoe	NIL	S\$ 79,242
		Pathomsit Hoomda	NIL	NIL
63.	Raffles Assets (Thailand) Limited	Chew Hua Seng	NIL	NIL
		Doris Chung Gim Lian	NIL	NIL
		Chew Han Qiang	S\$ 186,773	NIL
		Kenneth Ho Kah Chuan	NIL	NIL
		Ong Kai How	NIL	NIL
		Pathomsit Hoomda	S\$ 5,144	NIL
		Prapote Trongkamonmard	NIL	NIL
		Kachanutch Nualnisachol	S\$ 30,866	NIL
64.	Trophy Land Global Limited	Doris Chung Gim Lian	NIL	NIL
		Chew Han Qiang	NIL	NIL
		Kenneth Ho Kah Chuan	NIL	NIL
		Chia Kok Hoe	NIL	NIL

**THE STATEMENT OF TOTAL AMOUNT OF EMOLUMENT AND OTHER BENEFITS PAID OR RECEIVED  
BY EACH OF THE DIRECTORS OF RAFFLES EDUCATION CORPORATION LIMITED AND EACH  
DIRECTOR OF ALL SUBSIDIARIES OF THE COMPANY  
FOR THE FINANCIAL YEAR ENDED 30 JUNE 2021**

No.	Name of Business Unit	List of directors, supervisors, legal representatives, and members of senior management (e.g. <i>general managers, and CEOs</i> ) of the business unit	Amount received from THIS business unit (including Director's Fees, Salary/Bonus/ Profit Sharing and Other Benefits)	Amount received from OTHER business unit (including Salary and Other Benefits)
65.	PT. Trophy Land Indonesia	Ong Kai How Effendi Halim Doris Chung Gim Lian	NIL NIL NIL	NIL NIL NIL
66.	PT. Raffles Institute of Higher Education	Andrew Bambang Suprajitno Effendi Halim Chew Hua Seng (Commissioner)	NIL S\$ 102,600 NIL	S\$ 102,240 NIL NIL
67.	Raffles Design International (India) Pvt. Limited	Ong Kai How Rick John Tham Yu Xian Saurabh Sharma Quah Bahn Thong Pooja Upmanyu	NIL NIL NIL NIL NIL	NIL NIL NIL NIL NIL
68.	Air Dash Education Network Private Limited	Chew Han Wei Yong Wen Wei Saurabh Sharma	NIL NIL S\$ 36,256	NIL NIL NIL
69.	Educomp Raffles Higher Education Limited	Doris Chung Gim Lian Ho Kah Chuan Kenneth Saurabh Sharma	NIL NIL NIL	NIL NIL NIL
70.	Millennium InfraDevelopers Limited	Saurabh Sharma Quah Ban Thong Rick John Tham Yu Xian	S\$ 7,251 NIL NIL	NIL S\$ 118,240 NIL
71.	Raffles Design Institute (Private) Limited, Sri Lanka	Doris Chung Gim Lian Ho Kah Chuan Kenneth	NIL NIL	NIL NIL
72.	Raffles College of Design and Business (Private) Limited, Sri Lanka	Doris Chung Gim Lian Ho Kah Chuan Kenneth	NIL NIL	NIL NIL

**THE STATEMENT OF TOTAL AMOUNT OF EMOLUMENT AND OTHER BENEFITS PAID OR RECEIVED  
BY EACH OF THE DIRECTORS OF RAFFLES EDUCATION CORPORATION LIMITED AND EACH  
DIRECTOR OF ALL SUBSIDIARIES OF THE COMPANY  
FOR THE FINANCIAL YEAR ENDED 30 JUNE 2021**

No.	Name of Business Unit	List of directors, supervisors, legal representatives, and members of senior management (e.g. <i>general managers, and CEOs</i> ) of the business unit	Amount received from THIS business unit (including Director's Fees, Salary/Bonus/ Profit Sharing and Other Benefits)	Amount received from OTHER business unit (including Salary and Other Benefits)
73.	Raffles 4 Vallees S.A.	Chew Han Wei (Authorised Representative)	NIL	NIL
74.	Raffles Italy S.r.l.	Doris Chung Gim Lian	NIL	NIL
		Chew Han Wei	NIL	NIL
75.	Raffles Education Italy S.r.l.	Doris Chung Gim Lian	NIL	NIL
		Chew Han Wei	NIL	NIL
76.	Raffles Assets Italy S.r.l.	Doris Chung Gim Lian	NIL	NIL
		Chew Han Wei	NIL	NIL
77.	Raffles College Pty Ltd, Australia	Chew Hua Seng	NIL	NIL
		Doris Chung Gim Lian	NIL	NIL
		Laurence Ian James	S\$ 12,059	NIL
78.	Raffles Assets Pty Ltd, Australia	Chew Hua Seng	NIL	NIL
		Laurence Ian James	NIL	NIL
79.	Mandurah Resort Pty Ltd.	Ho Kah Chuan Kenneth	NIL	NIL
		Lai Chun Keung	NIL	NIL
80.	Raffles Business Consultancy (Shanghai) Co., Ltd	Lee Yang Yang Joseph	NIL	S\$ 110,321
81.	Raffles International College (Cambodia) Limited	Tan Chuin Kai (Chen Qinkai)	NIL	S\$ 115,639
		Chew Han Qiang	NIL	NIL
82.	Myanmar Raffles Education Company Limited	Ho Kah Chuan Kenneth Ho	NIL	NIL
		Rick John Tham Yu Xian	NIL	NIL



**THE STATEMENT OF TOTAL AMOUNT OF EMOLUMENT AND OTHER BENEFITS PAID OR RECEIVED  
BY EACH OF THE DIRECTORS OF RAFFLES EDUCATION CORPORATION LIMITED AND EACH  
DIRECTOR OF ALL SUBSIDIARIES OF THE COMPANY  
FOR THE FINANCIAL YEAR ENDED 30 JUNE 2021**

**BASIS OF PREPARATION**

Emolument and other benefits include all forms of consideration paid, payable or provided by the entity, or by another entity on behalf of the entity, in exchange for services rendered to the entity, including equity compensation benefits to which SFRS(I) 2 Share-based Payment applies. It also includes such consideration paid by the entity on behalf of the parent (or other related companies) of the entity for services rendered to the entity.

Specifically, emolument and other benefits include the following:

1. Short-term benefits
  - Director's fees
  - Wages/Salaries
  - Leave pay (including cost of unutilised annual leave and sick leave that are carried forward and can be used in future periods if the current period's entitlement is not used in full, even if unused entitlement cannot be en-cashed)
  - Bonus/commissions (including bonuses, profit share, commissions and incentive payments to the extent determinable at 30 June 2021 and accounted for in the financial statements of the entity for the financial period from 1 July 2020 to 30 June 2021.
  - Allowances (including non-monetary benefits (such as medical care, housing, cars and free or subsidised goods or services). The amount should be determined on the basis of the cost to the entity and not the taxable value to the recipient. For example, the benefit of a durable asset such as a car or residential property leased by the entity should be computed with reference to the rental costs to the entity. If the durable asset is owned by the entity, it would be appropriate to show an estimation of the benefit in some narrative form, for example, with reference to amount that the employee would have to pay to lease a similar vehicle or property. The part of the operating cost of the vehicle (including petrol, insurance, road tax, parking fees, repair and maintenance, etc) attributable to the individual's private use should also be included.
2. Post-employment benefits
  - The entity's contribution to provident fund, pension fund
3. Share-based payment (including options or rights to shares in the entity, its subsidiaries, its parent and other related companies if the compensation represents consideration for services rendered to the entity. Amount declared is the expense for the financial period determined in accordance with SFRS(I) 2 Share-based Payment
  - Share options
  - Performance shares
4. Termination benefits
  - Compensation for loss of office